



**Delhi Office:**  
910/19, Suryakiran,  
Kasturba Gandhi Marg,  
New Delhi – 110 001  
T: +011-68172100

**Registered Office:**  
406, Hubtown Solaris,  
N. S. Phadke Marg, Andheri (E),  
Mumbai - 400069  
T : +91-22-6140 8000  
E : [cleansustainable@avaada.com](mailto:cleansustainable@avaada.com)  
<https://avaada.com/csepl/>

**Date: September 3, 2024**

To,  
Listing Department,  
BSE Limited,  
Phiroze Jeejeebhoy Towers,  
Dalal Street, Mumbai- 400001

**Ref: BSE Scrip Code: 973827, ISIN: INE00JT07017**

**Sub: Intimation to Stock Exchange under Regulation 50(2) as regards dispatch of notice of 11<sup>th</sup> Annual General Meeting and submission of Annual Report of the Company for Financial Year 2023-24 under Regulation 53(2) of SEBI (Listing Obligations and Disclosure Requirements) Regulations, 2015**

Dear Sir /Ma'am,

Pursuant to Regulations 50(2) and 53(2) of the Securities and Exchange Board of India (Listing Obligations and Disclosure Requirements) Regulations, 2015, we wish to inform that the Company has dispatched the notice of its 11<sup>th</sup> Annual General Meeting scheduled to be held on Friday, September 27, 2024 along with Annual Report of the Company for the Financial Year ended March 31, 2024, as per below mentioned details:

Sr. No.	Type of Meeting	Proposed date of meeting	Proposed time of meeting	Relevant Regulation	Date of dispatch of Notice of AGM
1.	Annual General Meeting	Friday, 27th day of September, 2024	01.00 p.m.	50 (2) and 53(2) of SEBI LODR Regulation, 2015	September 3, 2024

Further, aforesaid documents are also available on the webpage of the Company <https://avaada.com/csepl/>

Request to kindly take the same on record.

Yours faithfully,  
**For Clean Sustainable Energy Private Limited**


**Pankhuri Agrawal**  
Company Secretary & Compliance Officer

CC:

**Catalyst Trusteeship Limited**  
Address: 810, 8th Floor, Kailash Building 26, Kasturba Gandhi Marg, New Delhi - 110001

# Clean Sustainable Energy Private Limited

**ANNUAL REPORT**  
FY 2023-24



## Index

Sr No.	Particulars
1.	Corporate Information
2.	Notice of Eleventh Annual General Meeting
3.	Board's Report along with Annexures
4.	Independent Auditor's Report on Standalone Financial Statements for financial year 2023-24
5.	Financial Statements for financial year 2023-24

### Corporate Information:

**Registered Office:** 406, 4<sup>th</sup> Floor, Hubtown Solaris, N. S. Phadke Marg, Andheri (East), Mumbai - 400069

**Corporate Office:** C-11, Sector-65, Gautam Buddha Nagar, Noida, Uttar Pradesh-201301

**Email:** [cleansustainable@avaada.com](mailto:cleansustainable@avaada.com)

**Website:** <https://avaada.com/csepl/>

### BOARD OF DIRECTORS AND KEY MANAGERIAL PERSONNEL:

Mr. Jay Shankar Shukla (DIN: 03121099), Director

Mr. Murtuza Kakuji (DIN: 08959504), Director

Ms. Pankhuri Agrawal (ACS-61184), Company Secretary & Compliance Officer

### AUDITORS:

#### **Statutory Auditor:**

**M/s. Deloitte Haskins & Sells LLP,  
Chartered Accountants**

**Address:** 10th Floor, Building 10, Tower B,  
DLF Cyber City Complex,  
DLF City Phase-II, Gurgaon- 122001

#### **Secretarial Auditor:**

**M/s Deepak A. Variya & Co.,  
Practicing Company Secretaries**

**Address:** Office No. 305, Kaveri Commercial  
Premises, Co-op. Soc Ltd, Third Floor,  
Sakinaka, Mumbai- 400072

#### **Cost Auditor:**

**M/s HCB & Co., the Cost Accountants**

#### **Internal Auditors:**

**M/s Protiviti India Member Private Limited**

### REGISTRAR & TRANSFER AGENT:

**Linkintime India Private Limited**

**Address:** C 101, 247 Park, L B S Marg,  
Vikhroli (West), Mumbai- 400083

**Phone:** +91 022- 49186000

### DEBENTURE TRUSTEE:

**Catalyst Trusteeship Limited**

**Address:** 810, 8th Floor, Kailash Building 26,  
Kasturba Gandhi Marg, New Delhi - 110001

**Phone:** +91 (11) 43029101

## NOTICE

NOTICE is hereby given that the 11<sup>th</sup> annual general meeting of the members of Clean Sustainable Energy Private Limited ("the Company") will be held on Friday, September 27, 2024 at 1.00 p.m. at registered office of the Company situated at 406, 4<sup>th</sup> Floor, Hubtown Solaris, N. S. Phadke Marg, Andheri (East), Mumbai - 400069, to transact the following business:

### ORDINARY BUSINESS:

1. To receive, consider and adopt the audited annual financial statements of the Company for the financial year ended March 31, 2024 together with the Reports of the Board of Directors and the Auditors' thereon.
2. To appoint M/s Deloitte Haskins & Sells LLP, the Chartered Accountants as Statutory Auditor of the Company for further period of four years.

### SPECIAL BUSINESS:

3. To ratify remuneration of M/s HCB & Co., the Cost Accountants as the Cost Auditors of the Company for the Financial Year 2024-25:

To consider and if thought fit, to pass, with or without modification(s), the following resolution as an **Ordinary Resolution**:

**"RESOLVED THAT** pursuant to the provisions of Section 148 and other applicable provisions of the Companies Act, 2013 read with the Companies (Audit and Auditors) Rules, 2014 including any statutory modification(s) or re-enactment(s) thereof, for the time being in force, the members of the Company hereby ratify the remuneration of Rs. 30,000/- (Rupees Thirty Thousand Only) payable to M/s HCB & Co., the Cost Accountants, (Firm Registration Number - 000525), who has been appointed by the Board of Directors as the Cost Auditors of the Company to conduct the audit of the cost records of the Company for the Financial Year 2024-25.



## CLEAN SUSTAINABLE ENERGY PRIVATE LIMITED

CIN : U40300MH2013PTC248435

Delhi Office:  
91019, Suryakiran,  
Kasturba Gandhi Marg,  
New Delhi – 110 001  
T: +011-68172100

Registered Office:  
405, Hubtown Solans,  
N. S. Phadke Marg, Andheri (E),  
Mumbai - 400060  
T : +91-22-6140 6000  
E : [cleansustainable@avaada.com](mailto:cleansustainable@avaada.com)  
<https://avaada.com/csepl/>

**RESOLVED FURTHER THAT** for the purpose of giving effect to this resolution, the Directors and Company Secretary of the Company be and are hereby severally authorized to do all such acts, deeds and matters that may be required in this regard."

**By Order of the Board  
For Clean Sustainable Energy Private Limited**

A handwritten signature in blue ink that reads "Pankhuri Agrawal".

**Pankhuri Agrawal  
Company Secretary**

Place: Mumbai  
Date: June 12, 2024





## CLEAN SUSTAINABLE ENERGY PRIVATE LIMITED

CIN: U40300MH2013PTC248435

Delhi Office:  
910/18, Suryakiran,  
Kasturba Gandhi Marg,  
New Delhi – 110 001  
T: +011-88172100

Registered Office:  
405, Hubtown Solaris,  
N. S. Phadke Marg, Andheri (E),  
Mumbai - 400069  
T: +91-22-6140 8000  
E: [cleansustainable@avaada.com](mailto:cleansustainable@avaada.com)  
<https://avaada.com/csepl/>

### NOTES:

1. A MEMBER ENTITLED TO ATTEND AND VOTE AT THE ANNUAL GENERAL MEETING IS ENTITLED TO APPOINT ONE OR MORE PROXIES TO ATTEND AND VOTE INSTEAD OF HIMSELF/HERSELF AND THE PROXY NEED NOT BE A MEMBER OF THE COMPANY.

Proxies, in order to be effective, should be duly stamped, completed, signed and deposited at the Registered Office of the Company not less than 48 hours before the meeting.

2. Corporate Members intending to send their authorized representatives to attend the Meeting are requested to send to the Company a certified true copy of the Board resolution authorizing their representative to attend and vote on their behalf at the meeting.
3. An explanatory statement pursuant to Section 102 of the Companies Act, 2013 relating to the Special Business to be transacted at the annual general meeting in respect of Item no. 3 is annexed hereto and forms part of the Notice.



Delhi Office:  
910/19, Suryakiran,  
Kasturba Gandhi Marg,  
New Delhi - 110 001  
T: +011-68172100

Registered Office:  
406, Hubtown Solaris,  
N. S. Phadke Marg, Andheri (E),  
Mumbai - 400069  
T: +91-22-6140 8000  
E: [cleansustainable@avaada.com](mailto:cleansustainable@avaada.com)  
<https://avaada.com/csepl/>

**EXPLANATORY STATEMENT PURSUANT TO SECTION 102 (1) OF THE COMPANIES ACT, 2013**


As the turnover of the Company during the financial year ended March 31, 2023 had exceeded Rs. 50 crores, in accordance with the provisions of Section 148 of the Companies Act, 2013, read with the Companies (Cost Records and Audit Rules) 2014 and other applicable provisions of the Companies Act, 2013, the Board of Directors in their meeting held on June 12, 2024 had approved the re-appointment of M/s HCB & Co., the Cost Accountants as the Cost Auditors for the financial year ending March 31, 2025 at an annual remuneration of Rs. 30,000/- (Rupees Thirty Thousand Only).

Further, in accordance with the said provisions of the Companies Act, 2013 and rules thereunder, the remuneration payable to the Cost Auditors as approved by the Board, needs to be ratified by the members of the Company.

Accordingly, ratification by the members is sought for the remuneration payable to the Cost Auditors for the financial year ending March 31, 2025 by approving the passing of an ordinary resolution as set out at Item No. 3 of the Notice.

None of the Directors or Key Managerial Personnel of the Company or their relatives are, in any way, concerned or interested, financially or otherwise, in the resolution.

**By Order of the Board  
For Clean Sustainable Energy Private Limited**



**Pankhuri Agrawal  
Company Secretary**

**Place: Mumbai  
Date: June 12, 2024**







Delhi Office:  
910/19, Suryakiran,  
Kasturba Gandhi Marg,  
New Delhi – 110 001  
T: +011-68172100

Registered Office:  
406, Hubtown Solaris,  
N. S. Phadke Marg, Andheri (E),  
Mumbai - 400069  
T : +91-22-6140 8000  
E : [cleansustainable@avaada.com](mailto:cleansustainable@avaada.com)  
<https://avaada.com/csepl/>

**ATTENDANCE SLIP**

*To be handed over at the entrance of the Meeting Hall*

11<sup>th</sup> annual general meeting

Friday, September 27, 2024 at 1.00 p.m.

<b>Name of the Member(s)</b>	
<b>Registered address</b>	
<b>E-mail ID</b>	
<b>Folio No./DP ID-client ID</b>	
<b>No. of Shares</b>	


I/We certify that I/We am/are the registered Member(s)/Proxy for the registered Member(s) of the Company.

I/We hereby record my/our presence at the 11<sup>th</sup> annual general meeting of the Company held at 406, 4<sup>th</sup> Floor, Hubtown Solaris, N. S. Phadke Marg, Andheri (East), Mumbai - 400069 on Friday, September 27, 2024 at 1.00 p.m.

-----  
**Member's/Proxy Signature**

Note: Please complete this slip and hand it over at the entrance of the Meeting venue.

-----





Delhi Office:  
910/19, Suryakiran,  
Kasturba Gandhi Marg,  
New Delhi – 110 001  
T: +011-68172100

Registered Office:  
406, Hubtown Solaris,  
N. S. Phadke Marg, Andheri (E),  
Mumbai - 400069  
T : +91-22-6140 8000  
E : [cleansustainable@avaada.com](mailto:cleansustainable@avaada.com)  
<https://avaada.com/csepl/>

**Form no. MGT-11**

**Proxy Form**

[Pursuant to section 105(6) of the Companies Act, 2013 and rule 19(3) of the Management and Administration Rules, 2014]

CIN	U40300MH2013PTC248435
Name of the Company	Clean Sustainable Energy Private Limited
Registered Office	406, 4th Floor, Hubtown Solaris, N. S. Phadke Marg, Andheri (East), Mumbai, Maharashtra- 400069
Name of the member(s)	
Registered Address	
E-mail ID	
Folio No./Client ID	
DP ID	

I/We, being the member(s) of \_\_\_\_\_ shares of the above named Company, hereby appoint:

1.	Name	Address Signature: _____ or failing him
2.	Name	Address Signature: _____ or failing him
3.	Name	Address Signature: _____ or failing him

as my/our proxy to attend and vote (on a poll) for me/us and on my/our behalf at the 11<sup>th</sup> annual general meeting of the Company to be held on Friday, September 27, 2024 at 1.00 p.m. at 406, 4<sup>th</sup> Floor, Hubtown Solaris, N. S. Phadke Marg, Andheri (East), Mumbai - 400069 and at any adjournment thereof in respect of such resolutions as are indicated below:



Delhi Office:  
 910/19, Suryakiran,  
 Kasturba Gandhi Marg,  
 New Delhi – 110 001  
 T: +011-68172100

 Registered Office:  
 406, Hubtown Solaris,  
 N. S. Phadke Marg, Andheri (E),  
 Mumbai - 400069  
 T: +91-22-6140 8000  
 E: [cleansustainable@avaada.com](mailto:cleansustainable@avaada.com)  
<https://avaada.com/csepl/>

Sr. No. of resolution	Particulars	For	Against
<b>Ordinary Business:</b>			
1.	To receive, consider and adopt the audited annual financial statements of the Company for the financial year ended March 31, 2024 together with the Reports of the Board of Directors and the Auditors thereon		
2.	To appoint M/s Deloitte Haskins & Sells LLP, the Chartered Accountants as Statutory Auditor of the Company for further period of four years.		
<b>Special Business:</b>			
3.	To ratify remuneration of M/s HCB & Co., the Cost Accountants as the Cost Auditors of the Company for the Financial Year 2024-25		

Signed this \_\_\_\_\_ day of \_\_\_\_\_ 2024.

Affix  
 Revenue  
 Stamp

 \_\_\_\_\_  
**Signature of shareholder**

 \_\_\_\_\_  
**Signature of Proxy holder(s)**
**Notes:**

*This form, in order to be effective, should be duly stamped, completed, signed and deposited at the registered office of the Company, not less than 48 hours before the commencement of the meeting.*

*Notwithstanding the above the Proxies can vote on such other items which may be tabled at the meeting by the shareholders present.*



## BOARD'S REPORT

To  
 The Members,  
**Clean Sustainable Energy Private Limited ("the Company")**

Your Directors have pleasure in presenting the 11<sup>th</sup> Annual Report together with the Audited Financial Statements of the Company for the financial year ended March 31, 2024 as under:

### Financial Results and Operations:

A summary of the comparative financial performance of the Company for Financial Years 2023-24 and 2022-23 is presented below:

(Amount in INR Million)

Particulars	Financial Year ended	
	31/03/2024	31/03/2023
Revenue from Operations	593.34	637.86
Other Income	85.67	89.99
Total Income	679.01	727.85
Less: Expenditure	232.54	92.88
Profit before Depreciation, Interest and Tax	446.47	634.97
Less: Depreciation and amortization expenses	202.04	202.03
Less: Interest on external borrowings	231.74	242.10
Profit before exceptional and extraordinary items	12.69	190.84
Less: Exceptional and extraordinary items	-	-
Profit/(loss) before Tax (PBT)	12.69	190.84
Tax Expense		
(i) Current Tax	-	-
(ii) Deferred Tax	3.89	50.21
(iii) Income tax earlier year	-	-
<b>Net Profit/(Loss) after Tax (PAT)</b>	<b>8.80</b>	<b>140.63</b>

**Delhi Office:**  
910/19, Suryakiran,  
Kasturba Gandhi Marg,  
New Delhi – 110 001  
T : +011-68172100

**Registered Office:**  
406, Hubtown Solaris,  
N. S. Phadke Marg, Andheri (E),  
Mumbai - 400069  
T : +91-22-6140 8000  
E : [cleansustainable@avaada.com](mailto:cleansustainable@avaada.com)  
<https://avaada.com/cseol/>

The Company has 100 MW (AC) Solar PV Power Project operational at Bhadla Solar Park, District Jodhpur, in the State of Rajasthan. The Company's revenue from operations during the year was INR 593.34 million as compared to revenue from operations of INR 637.86 million in the previous year.

Further, profit before tax of the Company was INR 12.69 million as compared to profit before tax of INR 190.84 million in the previous year.

Whereas, net profit after tax was INR 8.80 million as compared to net profit after tax of INR 140.63 million in the previous year.

#### **Dividend:**

To strengthen the financial position of the Company and to augment working capital, your directors do not recommend any dividend for the year ended March 31, 2024.

#### **Reserves:**

The Company do not wish to transfer any amount of its profits earned during the year to any specific reserves and wishes to plough back the profits for growth of the Company.

#### **Renewable Energy Outlook in India:**

India has been at the forefront of the global fight against climate change. Due to India's economic growth, energy requirements are increasing rapidly. However, instead of using fossil fuels to drive growth, India chose renewable energy to power its economy. The resolve was cemented further by Shri Narendra Modi, Hon'ble Prime Minister of India, when he announced to the world 'Panchamrit' at the 26th session of the Conference of the Parties (COP26) to the United Nations Framework Convention on Climate Change ('UNFCCC') held in Glasgow, United Kingdom. India presented the following five nectar elements (Panchamrit) of India's climate action:

- Reach 500 GW of Non-fossil energy capacity by 2030;



**Delhi Office:**  
 910/19, Suryakiran,  
 Kasturba Gandhi Marg,  
 New Delhi – 110 001  
 T: +011-68172100

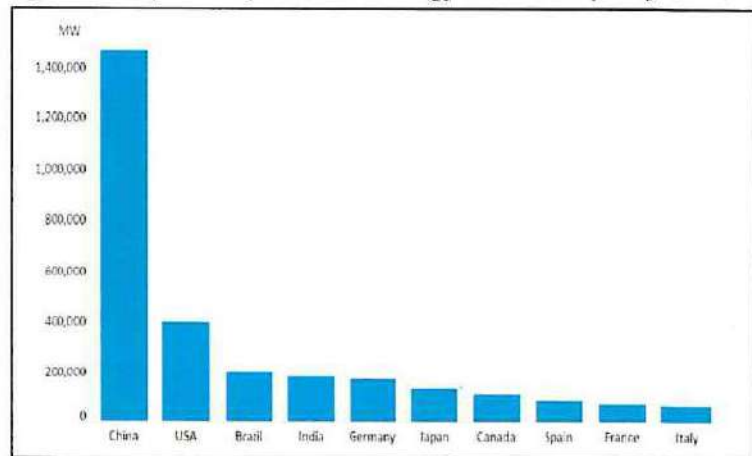
**Registered Office:**  
 406, Hubtown Solaris,  
 N. S. Phadke Marg, Andheri (E),  
 Mumbai - 400069  
 T : +91-22-6140 8000  
 E : [cleansustainable@avaada.com](mailto:cleansustainable@avaada.com)  
<https://avaada.com/csepl/>

- Fifty per cent of its energy requirements will come from renewable energy by 2030;
- The total projected carbon emissions will be reduced by one billion tonnes from now to 2030;
- Reduction of the economy's carbon intensity by 45 per cent by 2030, over 2005 levels; and
- Achieving the target of net zero emissions by 2070.

The growth story remains intact and bound to become even stronger with increased impetus on clean energy transition.

In line with the Prime Minister's announcement at COP26, the Ministry of New and Renewable Energy is working towards achieving 500 GW of installed electricity capacity from non-fossil sources by 2030. India's announcement that it intends to achieve net zero carbon emissions by 2070 and meet 50% of its electricity needs

Figure 1: Comparison of Renewable Energy Installed Capacity (MW)



Source: IRENA

from renewable sources by 2030 marks a historic point in the global effort to combat climate change.

With the increased support of the Government and improved economics, the sector has become attractive from an investor's perspective.

### Progress made in Financial Year 24

The financial year FY-24 was monumental for the sector as India surpassed Germany to become 4<sup>th</sup> largest in renewable energy capacity globally. As of March 31, 2024, the country's renewable energy capacity stood at an impressive 190 GW, more than 40% of its total installed capacity.



As per a recent report by IRENA, India would rank 4th in wind power capacity and 5th in solar power capacity by the end of 2024. India is targeting a 500 Gigawatt (GW) installed renewable energy capacity by 2030 – about 280 GW (over 60%) is expected from solar. Solar power installed capacity has increased by more than 30 times, from 2.63 GW in March 2014 to 82 GW at the end of March 2024.

Similarly, wind capacity has increased to 45 GW, and as the requirement for round-the-clock power solutions soars, demand for wind energy is projected to increase significantly.

## Solar Power

### Utility Scale Grid Connected Solar

#### Demand Creation

The Government of India is committed to adding renewable energy capacity to the country through large-scale utility projects. Besides creating a conducive policy, MNRE, through its intermediaries like SECI, NTPC, and NHPC has ensured a consistent pipeline of tenders for the procurement of renewable power. The Government has invited bids for 50 GW of renewable energy capacity annually for the next five years, i.e. from Financial Year 2023-24 till Financial Year 2027-28. These annual bids for ISTS (Inter-State Transmission) connected renewable energy capacity will also include setting up a wind power capacity of at least 10 GW annually.

#### Solar Park Scheme

Solar power projects can be set up anywhere in the country. However, the solar power projects developed in a scattered manner lead to higher project costs per MW and higher transmission losses. Individual projects of smaller capacity incur significant expenses in site development, drawing separate transmission lines to the nearest substation, procuring water, and creating other necessary infrastructure. It also takes longer for project developers to acquire land, get all types of clearances and permissions, etc., which ultimately delays the project.



To overcome these challenges, the Scheme for "Development of Solar Parks and Ultra-Mega Solar Power Projects" was rolled out in December 2014 to facilitate the solar project developers to set up projects expeditiously. Launched with a target of a capacity of 20,000 MW in 2014, it was expanded to 40,000 MW by March 2017. As of November 30, 2023, 50 solar parks have been approved, totalling around 37,490 MW capacity across 12 states. Of these, 10,401 MW has been commissioned, including 284 MW in 2023. The scheme has been extended to FY 26.

### Decentralised Solar

### PM KUSUM Scheme

To provide energy and water security, decarbonize the farm sector, and generate additional income for farmers by producing solar power, the Government launched the PM-KUSUM Scheme for farmers in 2019. The scheme consists of three components:

- Component A: Install 10,000 MW of Decentralized Grid Connected Solar Power Plants, each with upto 2 MW capacity.
- Component B: Setting up of 20 lakh standalone Solar Powered Agriculture Pumps and
- Component C: Solarisation of 15 lakh existing Grid-connected Agriculture Pumps

Department of Expenditure approved the proposal of MNRE to extend the Scheme till March 31, 2026, with the following modifications:

- Under Component-B and Component-C of the Scheme, Central Financial Assistance (CFA) will be available for pump capacity up to 15 HP to the individual farmers in the North-eastern States, UTs of Jammu & Kashmir and Ladakh, States of Uttarakhand and Himachal Pradesh and Island UTs of Andaman & Nicobar and Lakshadweep, and for each farmer in the cluster/ community irrigation projects in high water table areas in all the States/UTs, subject to the restriction of 10% of the total allocation. For the remaining quantity, the current provision will prevail unless superseded.





- The condition of the domestic content requirement for solar cells has been waived off for the feeder solarisation projects under Component-C, for which work shall be awarded to the implementing company by June 20, 2023.

On December 12, 2023, the Union Minister for New & Renewable Energy and Power reported installing 140 MW solar power plants and 2.73 lakh standalone solar pumps under PM-KUSUM, aimed at farmer welfare and environmental sustainability. Many states are taking the lead and are devising custom-made capacity addition programs in decentralised space around KUSUM. Prominent among them include Maharashtra, which has recently been awarded significant capacity under Mukhyamantri Saur Krishi Yojna ('MSKY').

Other states are devising comprehensive programs on similar lines, which is expected to result in massive capacity addition in solar power generation in the near future.

## Rooftop Solar

PM Surya Ghar Muft Bijli Yojana is a government scheme that aims to provide free electricity to households in India. Prime Minister Narendra Modi launched the Scheme on February 15, 2024. Under the scheme, households will be subsidised to install solar panels on their roofs. The subsidy will cover up to 40% of the solar panels cost. The scheme is expected to benefit one crore households across India. It is estimated that the scheme will save the Government INR 75,000 crore per year in electricity costs.

## PLI Scheme for Solar Manufacturing

The Government of India is implementing the Production Linked Incentive ('PLI') Scheme for the National Programme on High-Efficiency Solar PV Modules to achieve gigawatt-scale manufacturing capacity. Under Tranche-II, with a budget allocation of INR 19,500 crore (US\$ 2.35 billion), Letters of Award were issued in April 2023 to establish 39,600 MW of fully or partially integrated solar PV module manufacturing units.



## Wind Power


The indigenous wind power industry leads India's wind energy sector and has shown consistent progress. The expansion of the wind industry has resulted in a strong ecosystem, project operation capabilities and a manufacturing base of about 15,000 MW per annum. The country currently has the fourth-highest wind-installed capacity in the world.

The following steps have also been taken to promote the installation of wind capacity in the country:

- Declaration of trajectory for Wind Renewable Purchase Obligation (Wind RPO) till 2030 as provided below:

Financial Year	Wind RPO (%)
2023-2024	1.60%
2024-2025	2.46%
2025-2026	3.36%
2026-2027	4.29%
2027-2028	5.23%
2028-2029	6.16%
2029-2030	6.94%

- Waiver of Inter-State Transmission System (ISTS) charges for inter-state sale of solar and wind power for projects to be commissioned by June 30 2025;
- Issued Guidelines for Tariff Based Competitive Bidding Process for Procurement of Power from Grid Connected Wind Power Projects with the objective of providing a framework for the procurement of wind power through a



transparent process of bidding, including standardisation of the process and defining of roles and responsibilities of various stakeholders. These Guidelines aim to enable the Distribution Licensees to procure wind power at competitive rates in a cost-effective manner; and

- Technical support, including wind resource assessment and identification of potential sites through the National Institute of Wind Energy, Chennai.

Combining the existing pipeline of 12.9 GW, RPO obligations, bid trajectory announcements and grid planning, India's wind market is likely to see an upswing in the coming years. However, considering the experience of time taken to align policy and budgets, project delays, issues in Right of Way, and tight financing requirements, delays or even cancellations cannot be entirely ruled out. The total cumulative wind energy capacity in India by 2027 is expected to increase to ~63.6 GW.

### Offshore wind

India is blessed with a coastline of about 7,600 km, surrounded by water on three sides and has good prospects of harnessing offshore wind energy. Considering this, the Government has notified the "National Offshore Wind Energy Policy" as per the Gazette Notification dated October 6, 2015. As per the policy, the Ministry of New and Renewable Energy will act as the nodal Ministry for the development of Offshore Wind Energy in India and work in close coordination with other government entities for the Development and Use of Maritime Space within the Exclusive Economic Zone ('EEZ') of the country and shall be responsible for overall monitoring of offshore wind energy development in the country. National Institute of Wind Energy ('NIWE'), Chennai, will be the nodal agency to carry out resource assessment, surveys, and studies in EEZ, demarcate blocks, and facilitate developers in setting up offshore wind energy farms.

A strategy paper from MNRE in 2022 announced plans to award 37 GW in tenders towards 2030 in the states of Gujarat and Tamil Nadu. Development of the offshore wind market and an emerging hydrogen ecosystem will complement the growth of



the wider wind industry and propel wind into a more significant role in India's power mix after 2030.

The Union Cabinet, chaired by Prime Minister Shri Narendra Modi, on June 19, 2024, approved the Viability Gap Funding ('VGF') scheme for offshore wind energy projects at a total outlay of INR 7453 crore, including an outlay of INR 6853 crore for installation and commissioning of 1 GW of offshore wind energy projects (500 MW each off the coast of Gujarat and Tamil Nadu), and grant of INR 600 crore for upgradation of two ports to meet logistics requirements for offshore wind energy projects.

The VGF scheme is a major step towards implementation of the National Offshore Wind Energy Policy, which was notified in 2015 with the aim of exploiting the vast offshore wind energy potential that exists within India's exclusive economic zone. The Government's support of the VGF will reduce the cost of power from offshore wind projects and make them viable for DISCOMs to purchase. While private developers will establish the projects selected through a transparent bidding process, the power evacuation infrastructure, including the offshore substations, will be constructed by Power Grid Corporation of India Ltd ('PGCIL'). Ministry of New and Renewable Energy, as the nodal Ministry, will coordinate with various Ministries/Departments to ensure the successful implementation of the scheme.

Construction of offshore wind energy projects and their operations also require specific port infrastructure, which can handle storage and movement of heavy and dimension equipment. Under the scheme, two ports in the country will be supported by the Ministry of Ports, Shipping and Waterways to meet the requirements of offshore wind development.

### Energy Storage

Solar energy, which constitutes half of India's renewable generation, is primarily produced during the daytime, whereas peak power demand occurs during the evening from 5 p.m. to 8 p.m. As the proportion of solar power in the overall renewable energy mix is projected to rise to approximately 58% over the next two fiscal years, the absence of storage is projected to limit solar power's ability to meet peak demand requirements. Energy storage systems ('ESS'), including pumped



hydro and battery energy storage, address this issue by storing excess electricity generated during off-peak hours and discharging it when needed.

### Energy Storage Purchase Obligations

Under its revised tariff policy 2022, the Ministry of Power enhanced Renewable Purchase Obligations ('RPO') for utilities. Along with stipulating certain parameters for energy storage eligibility, the Government has determined that large-scale pumped hydro energy storage ('PHES') over 25 MW should be classified as part of the RPO under a separate Hydro Purchase Obligation. By 2029-2030, combined wind, hydro and other renewable energy purchase obligations will reach 43.33%, comprising 6.94% wind, 2.82% hydro and 33.57% other renewable. The Energy Storage Obligation ('ESO') specifies that the percentage of total energy consumed from solar and wind, with or through energy storage, should be set at 1% in the 2023-2024 timeframe and gradually rise to 4% by 2029-2030, as in the table below:

Financial Year	Storage percentage of consumption (on an energy basis)
2023-2024	1.0%
2024-2025	1.5%
2025-2026	2.0%
2026-2027	2.5%
2027-2028	3.0%
2028-2029	3.5%
2029-2030	4.0%

Energy Storage Obligation will be fulfilled when at least 85% of energy procured and stored annually comes from renewable energy sources.

### Battery Energy Storage Solutions ('BESS')

BESS systems are expected to be critical in increasing the penetration levels of renewable energy in India. With a sharp decline in costs, deployment levels of BESS systems are expected to increase significantly. The Ministry of New and Renewable Energy ('MNRE') has also proposed the establishment of a 13,000 MW renewable energy (RE) capacity along with a 12,000 MWh BESS in Ladakh.



## Pumped Hydro Energy Storage ('PHES')

Despite their advantages, PHES projects have faced challenges regarding site identification, complex implementation processes, long gestation periods, and high capital costs, leading to negligible capacity additions since March 2017. Additionally, lengthy approval processes for land acquisition and forest, wildlife and environmental clearances have hindered progress.

The newly released guidelines by the Ministry of Power ('MoP') aim to expedite environmental clearances for off-river PHES projects and offer concessional rates for land lease rentals. They also allow for the utilisation of exhausted mines for PHES projects and provide a one-year relaxation for projects facing construction delays due to pending forest and environmental clearances. These measures aim to mitigate implementation challenges and increase the number of available sites at attractive costs. Approximately 2.8 GW of the expected 5 GW of PHES capacity is currently under construction, with the remaining capacity planned for potential sites identified by the Ministry of New and Renewable Energy, totalling to 29.9 GW.

To enhance the viability of PHES projects, the guidelines provide budgetary support for enabling infrastructure, such as road connectivity and transmission lines to project sites. The guidelines also pave the way for PHES projects to generate additional revenue streams by offering ancillary services, including reactive support and peak hour shaving, potentially increasing annual cash flow by approximately 5%.

If successfully implemented, PHES projects that store electricity for over six hours could provide power at a levelized tariff of INR 6-7 per unit, including a budgetary benefit of around INR 0.3 per unit. While this tariff may be higher than the average procurement price for distribution companies (discoms), it would enable discoms to increase the share of green energy in their power mix and comply with the MoP's renewable and storage purchase obligations.



## Green Hydrogen

### National Green Hydrogen Mission

The Ministry of New and Renewable Energy is implementing the National Green Hydrogen Mission, approved by the Union Cabinet on January 4, 2023, with an outlay of INR 19,744 crore. The overarching objective of the Mission is to make India the Global Hub for the production, usage and export of Green Hydrogen and its derivatives.

The Strategic Interventions for Green Hydrogen Transition ('SIGHT') Programme is a major financial measure under the Mission with an outlay of INR 17,490 crore. The programme consists of two distinct financial incentive mechanisms to support the domestic manufacturing of electrolysers and the production of Green Hydrogen:

- **Green Hydrogen:** The selection process for selection of Green Hydrogen Producers for setting up of Production Facilities of 450,000 tons for Green Hydrogen in India under the Strategic Interventions for Green Hydrogen Transition ('SIGHT') Scheme (Mode-1-Tranche-I) was conducted by SECI and has successfully been completed; and
- **Electrolysers:** The selection process of Electrolyser Manufacturers (E.M.) for setting up of 1.5 GW annual Electrolyser Manufacturing Capacities under the SIGHT Scheme (Tranche-I) was conducted by SECI and has also been completed.

### Transmission Infrastructure

The Government of India ('GoI') has devised a holistic plan to create a transmission evacuation capacity of 500 GW of renewable energy. The plan will entail a capital expenditure of INR 30,000 crores over the next six years. In addition, GoI has made special provisions for creating transmission infrastructure to evacuate renewable power from the Ladakh region, which received one of the highest solar radiations in the country.

In October 2023, the Cabinet Committee on Economic Affairs approved the construction of an Inter-State Transmission System for power evacuation and grid



integration of the 13 GW RE projects in Ladakh and the despatch of power from the UT of Ladakh to other parts of the country. The project will also ensure a reliable power supply to the Ladakh region and Jammu & Kashmir.

POWERGRID, the project's implementing agency is currently carrying out the Front-End Engineering Design ('FEED') study. The study report is expected by December 2024. Based on the study's report, POWERGRID will invite bids for construction.

### Road Ahead

India has set a target to reduce the carbon intensity of the nation's economy by less than 45% by the end of the decade, achieve 50% cumulative electric power installed by 2030 from renewables, and achieve net-zero carbon emissions by 2070. Low-carbon technologies could create a market worth up to US\$ 80 billion in India by 2030.


The Central Electricity Authority ('CEA') estimates that by 2029-2030, the share of renewable energy generation will increase from 18% to 44%, while that of thermal is expected to reduce from 78% to 52%. The CEA also estimates India's power requirement to grow to reach 817 GW by 2030.

India's ambitious renewable energy goals are transforming its power sector. The rising population and widespread electrification in rural homes are fuelling the demand for energy to power homes, businesses and communities. Clean energy will reduce pollution levels as villages become self-sustainable using clean energy.

By 2040, around 49% of the total electricity is expected to be generated by renewable energy as more efficient batteries will be used to store electricity, which will further cut the solar energy cost by 66% compared to the current cost. Using renewables in place of coal will save India INR 54,000 crores (US\$ 8.43 billion) annually.

### Deposits:

The Company has not accepted any public deposits within the meaning of Section 73 of the Companies Act, 2013 read with the Companies (Acceptance of Deposits) Rules, 2014 and any amendments thereto.





### Details of Subsidiary Companies/Associate Companies/Joint Ventures:

Your Company continues to be the Subsidiary Company of Avaada Energy Private Limited. Further, the Company has no subsidiary or associates or joint ventures during the said period.

### Capital and Debt Structure:

#### a) Authorized Share Capital

During the year under review, there has not been any change in the authorized share capital of your Company. The authorized share capital of your Company as of March 31, 2024 was INR 30,00,00,000 divided into 3,00,00,000 equity shares of INR 10/- each.

#### (b) Issued and Paid-up Share Capital

During the period under review, there has not been any change in the issued and paid-up share capital of your Company. The issued and paid-up equity share capital of your Company as of March 31, 2024 was INR 28,15,00,000 divided into 2,81,50,000 equity shares of INR 10/- each.

#### (c) Fully Compulsorily Convertible Debentures (FCCDs)

During the year under review, there was no change in the Fully Compulsorily Convertible Debentures of your company. The quantum of FCCDs was INR 71,86,00,000/- divided into 7,18,60,000 FCCDs of INR 10/- each.

#### (d) Non-Convertible Debentures of INR 10,00,000/-

During financial year 2021-22, your Company had issued and allotted 3,340 Secured, Redeemable, Rated, Listed, Non-Convertible Debentures ('NCDs') of the face value of INR 10,00,000/- each on March 2, 2022 aggregating up to INR 3,34,00,00,000/- on a private placement basis with 6.75 % p.a.p.q. coupon rate for a tenure of 2 years 363 days for the purpose of refinancing of existing financial indebtedness of the Company availed from the existing lenders and promoter loans, payment of capital

creditors and various purpose in the normal course of business and the said NCDs were listed on the wholesale debt market (WDM) of BSE Ltd on March 7, 2022.

Further, Catalyst Trusteeship Limited is the Debenture Trustee to the issue. The Company have utilised the proceeds received from the said issue of NCDs for the purpose for which it was raised.

Further, NCDs are secured by way of mortgage/charge against certain assets of the Company and the asset cover in respect of these NCDs exceed hundred percent of the principal amount of the said NCDs as of March 31, 2024.

During the period under review, interest payment and principal repayment of NCDs was done on a quarterly basis as mentioned in the payment schedule of the Information Memorandum and the outstanding principal value of the NCDs is INR 9,00,000/- as on March 31, 2024.

Further, all the listing compliances and corporate announcements was made on a timely basis and there were no failures or late compliances. No fines or penalty were levied by BSE Ltd on account of non-compliance by the Company during the year.

#### (e) Credit Rating

The credit rating of said 3,340, 6.75% secured, redeemable, rated, listed Non-Convertible Debentures ("NCDs") of INR 10,00,000/- issued by the Company on March 2, 2022 was re-affirmed vide letter from credit rating agency, viz. CRISIL Ratings Limited dated January 23, 2024 and the credit rating details of the Company as on March 31, 2024 was as follows:

Rating Agency	Type of Instrument	Credit Rating
CRISIL Ratings Limited	Non-Convertible Debentures	CRISIL AAA/Stable



## Disclosures under SEBI Operational Circular:

### Large Corporate Disclosure

As the maturity of NCDs is for a period of more than one year and have a credit rating of CRISIL AAA/Stable, the Company would be considered as a 'Large Corporate' as per SEBI Circular nos. SEBI/HO/DDHS/P/CIR/2021/613 dated August 10, 2021 ('SEBI Operational Circular') and any further amendments thereto. Further, SEBI's Operational Circular dated August 10, 2021. Further, there was no incremental borrowing done by the Company during the financial year ended March 31, 2024.

### Disclosures pertaining to Green Debt Securities

Disclosures pertaining to green debt securities issued by the Company as required under SEBI Operational Circular nos. SEBI/HO/DDHS/P/CIR/2021/613 dated August 10, 2021 ('SEBI Operational Circular') and additional disclosures prescribed under SEBI Circular no. SEBI/HO/DDHS/DDHS-RACPOD1/P/CIR/2023/023 dated February 06, 2023 is annexed with this report as **Annexure I**.

## **Board of Directors and Key Managerial Personnel:**

There has been no change in the composition of the Board of Directors of the Company and the present directors of the Company are Mr. Jay Shankar Shukla and Mr. Murtuza Kakuji.

Further, Ms. Nidhi Singhania had tendered her resignation as the Company Secretary and Compliance Officer of the Company w.e.f. August 21, 2023 and Ms. Pankhuri Agrawal had been appointed as the Company Secretary and Compliance Officer of the Company effective from August 22, 2023 in compliance with the provisions of Regulation 6 of SEBI (Listing Obligation and Disclosure Requirements) Regulations, 2015.



### Number of Meetings of the Board of Directors and Attendance of Directors:

Eight (8) meetings of the Board of Directors were held during the year viz on May 25, 2023, August 9, 2023, August 22, 2023, September 25, 2023, October 17, 2023, November 9, 2023, February 9, 2024 and March 26, 2024 and the intervening gap between any two meetings was within the period prescribed by the Companies Act, 2013:

Directors Date of Board Meetings	Mr. Jay Shankar Shukla	Mr. Murtuza Kakuji
May 25, 2023	Attended	Attended
August 9, 2023	Attended	Attended
August 22, 2023	Attended	Attended
September 25, 2023	Attended	Attended
October 17, 2023	Attended	Attended
November 9, 2023	Attended	Attended
February 9, 2024	Attended	Attended
March 26, 2024	Attended	Attended
% of attendance	100%	100%

### Board Evaluation:

Since the Company was a private limited company during the period from April 1, 2023 till March 31, 2024, the disclosure on annual evaluation of the performance was not applicable to the Company.

### Corporate Social Responsibility Initiatives:

The Board of Directors had granted its approval to undertake its Corporate Social Responsibility (CSR) activities through Avaada Foundation, Avaada Group Section 8 Company incorporated for the purpose pursuant to the collaboration agreement for Corporate Social Responsibility activities executed between Avaada Foundation, Avaada Ventures Private Limited and Avaada Energy Private Limited and Deed of Adherence executed between Avaada Foundation, Avaada Ventures Private Limited, Avaada Energy Private Limited and the Subsidiaries of Avaada Energy Private Limited.



In accordance with the proposed CSR Action Plan during the Financial Year 2023-24, Avaada Foundation undertook the social development activity in the area of education in Mathura District, Uttar Pradesh and healthcare in Mumbai, Maharashtra as under:

Sr No	Focus Areas	CSR Programs	Locations	Lives Touched
1	Education	Initiated spoken English classes in Government School of Lohawan, Mathura to help develop and integrate the skills of reading, listening, speaking and writing English language	Mathura, Uttar Pradesh	350
2	Education	Ensured quality education by initiating infrastructure development such as wall painting, renovating the school building and provision of toilet facilities, among others	Mathura, Uttar Pradesh	
3	Healthcare	Distributed food grain packets to the marginalized and vulnerable families residing in the slum areas ensuring access to affordable and adequate food grain	Mumbai, Maharashtra	110

The annual report on CSR activities undertaken is attached herewith as **Annexure II**.

**Governance Policies of the Company:**

Vigil Mechanism (Whistle Blower Policy):

The Company has established a Vigil Mechanism and adopted Vigil Mechanism Policy that enables the directors and group employees to bring to the attention of the



management any issue which is perceived to be in violation of or in conflict with the fundamental business principles of the Company.

The Vigil Mechanism provides for (a) adequate safeguards against victimization of persons who use the Vigil Mechanism; and (b) direct access to the Board of Directors of the Company or any authorized person in appropriate or exceptional cases.

The Vigil Mechanism Policy is uploaded on the webpage of the Company.

[https://avaada.com/wp-content/uploads/CSEPL\\_Vigil-Mechanism-Policy.pdf](https://avaada.com/wp-content/uploads/CSEPL_Vigil-Mechanism-Policy.pdf)

#### Code of Practices and Procedures for Fair Disclosure of Unpublished Price Sensitive Information (Fair Disclosure Policy):

During the year under review, pursuant to Regulation 8(1) of the Securities and Exchange Board of India (Prohibition of Insider Trading) Regulations, 2015) read with Regulation 51(1) of the SEBI (Listing Obligations and Disclosure Requirements) Regulations, the Company has established the Code of Practices and Procedures for Fair Disclosure of Unpublished Price Sensitive Information to ensure timely, fair and adequate disclosure of Unpublished Price Sensitive Information (“UPSI”). The Fair Disclosure Policy is uploaded on the webpage of the Company:

<https://avaada.com/csepl/img/CSEPL-Code%20of%20Conduct-BoD.pdf>

#### Policy on Preservation and Archival of Documents:

Further, pursuant to provisions of Regulation 9 of the SEBI (Listing Obligations and Disclosure Requirements) Regulations, the Company has adopted the Policy on Preservation and Archival of Documents to aid the employees in handling the documents efficiently either in physical form or in electronic form. It covers various aspects on preservation of the documents, archival of the same and safe disposal/destruction of the documents. The Policy on Preservation and Archival of Documents is uploaded on the webpage of the Company.

[https://avaada.com/csepl/img/Preservation%20and%20Archival%20of%20Documents\\_CSEPL.pdf](https://avaada.com/csepl/img/Preservation%20and%20Archival%20of%20Documents_CSEPL.pdf)



### Corporate Social Responsibility (CSR) Policy:

Pursuant to the provisions of Section 135 of the Companies Act, 2013 vide the Companies (Amendment) Act, 2020 read with the Companies (Corporate Social Responsibility Policy) Amendment Rules, 2021, the Company had adopted Corporate Social Responsibility (CSR) Policy on April 1, 2021. The CSR Policy is pasted on the webpage of the Company and the weblink to the same is <https://avaada.com/csepl/img/Annexure%205%20-%20CSR%20Policy.pdf>

### Policy on Anti-Bribery, Anti-Corruption and Anti-Money Laundering Program and Third Party Due Diligence Procedure:

During the period under review, Policy on Anti-Bribery, Anti-Corruption and Anti-Money Laundering Program and Third Party Due Diligence Procedure as required under terms of debenture subscription agreement executed between inter alios Avaada Ventures Private Limited ("AVPL"), the Holding Company, the promoters of AVPL and the India Renewables Opportunities Fund - Scheme III, a scheme of India Renewables Opportunities Fund, a category II alternative investment fund registered under the Securities and Exchange Board of India (Alternative Investment Funds) Regulations, 2012 (including its novatees, transferees and assigns, from time to time) for proposed investment in AVPL was adopted by the Company.

### **Auditors and Auditors' Report:**

M/s Deloitte Haskins & Sells LLP, Chartered Accountants (FRN: 117366W/W-100018) were appointed as the Statutory Auditors of the Company at the annual general meeting held on September 26, 2019 for a term of five (5) years i.e. from financial year 2019-20 to financial year 2023-24 on such remuneration as may be mutually agreed upon between the Board of Directors of the Company and the Statutory Auditors at a later date.

As the five year term of statutory auditors is ending with the financial year 2023-24, it is proposed to reappoint M/s Deloitte Haskins & Sells LLP, the Chartered Accountants (FRN: 117366W) as the Statutory Auditors of the Company for a further period of four years i.e. from the financial year 2024-25 to 2027-28 on such



Delhi Office:  
910/19, Suryakiran,  
Kasturba Gandhi Marg,  
New Delhi – 110 001  
T. +011-68172100

Registered Office:  
406, Hubtown Solaris,  
N. S. Phadke Marg, Andheri (E),  
Mumbai - 400069  
T : +91-22-6140 8000  
E : [cleansustainable@avaada.com](mailto:cleansustainable@avaada.com)  
<https://avaada.com/csepl/>

remuneration as may be agreed upon by the Board of Directors and the Auditors at a later date.

M/s Deloitte Haskins & Sells LLP, the Chartered Accountants have expressed their willingness and eligibility to act as the Statutory Auditors of the Company for the said period of appointment.

Your directors recommend appointment of M/s Deloitte Haskins & Sells LLP, the Chartered Accountants as the Statutory Auditors of the Company for further period of 4 (four) years at the ensuing annual general meeting.

The notes to the financials statements referred to in the Auditors' Report are self-explanatory.

Further, there are no reservations, adverse remarks or qualifications in the Auditors' Report and therefore do not call for any clarification or comments under Section 134 of the Companies Act 2013. The Auditor's Report is enclosed with the financial statements in this Annual Report.

#### **Internal Auditor:**

The Board of Directors of the Company had appointed M/s Protiviti India Member Private Limited as the Internal Auditors of the Company to conduct the internal audit for the Financial Year 2023-24, 2024-25 and 2025-26 and the scope, functioning, periodicity and methodology for conducting internal audit was approved by the Board of Directors. The Board have approved the appointment of M/s Protiviti India Member Private Limited as the internal auditors for the financial year 2024-25.

#### **Cost Auditor:**

Your Company had re-appointed M/s HCB & Co, Cost Accountants (Firm Registration No.000525 to conduct audit of cost records of the Company for the year ended on March 31, 2024 in accordance with the provisions of Section 148 of the Companies Act, 2013 read with the Companies (Cost Records and Audit) Rules, 2014.



Delhi Office:  
910/19, Suryakiran,  
Kasturba Gandhi Marg,  
New Delhi – 110 001  
T: +011-68172100

Registered Office:  
406, Hubtown Solaris,  
N. S. Phadke Marg, Andheri (E),  
Mumbai - 400069  
T : +91-22-6140 8000  
E : [cleansustainable@avaada.com](mailto:cleansustainable@avaada.com)  
<https://avaada.com/csepl/>

The Cost Audit Report for the year 2022-23 was filed within the due date with the Ministry of Corporate Affairs. The Company has maintained the cost accounts and records in accordance with Section 148 of the Companies Act, 2013 read with Rule 8 of the Companies (Accounts) Rules, 2014.

#### Secretarial Auditor:

Your Company had appointed M/s Deepak A. Variya & Co., Practicing Company Secretary (CP No: 10111) as the Secretarial Auditor of the Company to undertake Secretarial Audit of the Company for the Financial Year 2023-24 in accordance with the provisions of Section 204 of the Companies Act, 2013 read with the Companies (Appointment and Remuneration of Managerial Personnel) Amendment Rules, 2020. The Secretarial audit report for said Financial Year 2023-24 in the prescribed Form MR-3 is appended as an **Annexure III**. There were no qualifications, reservation or adverse remarks given by the Secretarial Auditor in the Secretarial Audit Report of the Company.


Further, M/s Deepak A. Variya & Co., Practicing Company Secretary have been reappointed as the Secretarial Auditor of the Company by the Board for Financial Year 2024-25.

#### Annual Return:

Pursuant to Section 134(3)(a) and Section 92(3) of the Companies Act, 2013 read with Rule 12(1) of the Companies (Management and Administration) Rules, 2014, the draft Annual Return as on March 31, 2023 in Form No. MGT-7, shall be available on the Company's webpage and can be accessed at the weblink: <https://avaada.com/csepl/>

#### Particulars of Loans given, Investments made, Guarantees given and Securities provided:

Your Company is engaged in provision of infrastructural facilities, therefore, exempted from compliance of applicable provisions of section 186 (2) of the Companies Act, 2013 and rules thereunder.



### **Particulars of Contracts or Arrangements with Related Parties:**

All the arrangements or transactions with related parties were in compliance with the provisions of the Companies Act, 2013 and rules thereunder. There were no material contracts or arrangements or transactions with related parties during the period under review.

### **Particulars of Employees and Related Disclosures:**

There were no employees who were falling under the preview of rule 5 (2) of the Companies (Appointment and Remuneration) Rules 2014 during the period under review.

### **Disclosure under the Sexual Harassment of Women at the Workplace (Prevention, Prohibition & Redressal) Act, 2013:**

During the financial year 2023-24, there were no instances/complaints reported under the Sexual Harassment of Women at Workplace (Prevention, Prohibition and Redressal) Act, 2013.

### **Conservation of Energy, Technology Absorption, Foreign Exchange Earnings and Outgo:**

The provisions of Section 134 (3) of the Companies Act 2013 read with Rule 8 of the Companies (Accounts) Rules 2013 regarding disclosure of particulars with respect to Conservation of energy and technology absorption are not applicable to your Company.

### **Material Changes and Commitments, if any, affecting the financial position of the Company, which have occurred between the end of the financial year of the Company to which the financial statements relate and the date of the report:**

No material changes and commitments occurred between the end of the Financial Year of the Company i.e. March 31, 2024 to which the financial statements relate and the date of this report which effects the financial position of the Company.



### Details of significant and material orders passed by the regulators or courts or tribunals impacting the going concern status and the Company's operations in future:

There are no significant material orders passed by the regulators or courts or tribunals that would impact the going concern status of the Company and the Company's operations at present and in future.

### Compliance with Secretarial Standards:

The Company has complied with Secretarial Standards on Board Meetings and General Meetings issued by the Institute of Company Secretaries of India, as applicable to the Company.

### Internal Control System:

Your Company has in place adequate internal control system with reference to adherence to policies and procedures for ensuring the orderly and efficient conduct of business, safeguarding of its assets, prevention and detection of frauds and errors, accuracy and completeness of the accounting records and timely preparation of reliable financial information.

### Risk Management:

The Company is managing its risks through well-defined internal financial controls and there are no risks that may threaten the existence of the Company. The Company has formulated entry level controls for risk management in the Company. It identifies the components of risk evaluation and the principles based on which the controls have been formulated.

### Directors' Responsibility Statement:

Pursuant to Section 134(3)(c) of the Companies Act, 2013, the Directors confirm that:

1. in the preparation of annual accounts for the year ended March 31, 2024, the applicable accounting standards have been followed and there are no material departures from the same;



Delhi Office:  
910/19, Suryakiran,  
Kasturba Gandhi Marg,  
New Delhi – 110 001  
T: +011-68172100

Registered Office:  
406, Hubtown Solaris,  
N. S. Phadke Marg, Andheri (E),  
Mumbai - 400069  
T : +91-22-6140 8000  
E : [cleansustainable@avaada.com](mailto:cleansustainable@avaada.com)  
<https://avaada.com/csepl/>

2. they have selected such accounting policies and applied them consistently and made judgments and estimates that are reasonable and prudent so as to give a true and fair view of the state of affairs of the Company as at March 31, 2024 and of the profit of the Company for that period;
3. they have taken proper and sufficient care for the maintenance of adequate accounting records in accordance with the provisions of Companies Act, 2013 for safeguarding the assets of the Company and for preventing and detecting fraud and other irregularities;
4. the annual accounts have been prepared on a going concern basis; and
5. they have devised proper systems to ensure compliance with the provisions of all applicable laws and that such systems are adequate and operating effectively.

#### Acknowledgements:

Your Board wishes to place on record their appreciation for the valuable support and assistance received by your Company from all the stakeholders and look forward to their continued support.

For and on behalf of the Board of Directors

  
Jay Shankar Shukla  
Director  
DIN: 03121099

  
Murtuza Kakuji  
Director  
DIN: 08959504

Date: May 22, 2024  
Place: Mumbai



**Annexure I**
**Disclosures applicable to Green Debt Securities under SEBI Circulars:**
**1. List of project(s) and/ or asset(s) to which proceeds of the Green Debt Securities have been allocated/invested including a brief description of such project(s):**

The amount of INR 3,340 millions raised has been fully allocated for re-financing of “Eligible Green Projects” as defined in the Green Bond framework i.e. for existing 100 MW Solar electricity generation facilities/Plant of the Company operational in the State of Rajasthan wherein 100% of electricity generated from the said plant is derived from solar energy resources. Thus, the Company has utilized the proceeds from the issue of green debt securities viz. non-convertible debentures (‘NCDs’) for the purpose for which these proceeds have been raised.

**2. Environmental impact of the Project(s) in which the proceeds from issue of Green Bonds have been invested:**

The said Solar Plant had a significant impact in terms of avoidance of emissions of carbon dioxide (CO<sub>2</sub>) apart from other air pollutants associated with energy generation. The CO<sub>2</sub> emission reductions on account of said Solar Plant of the Company during the Financial Year (FY) 2023-24 are shared below:

Project Type	Capacity (in MW AC)	Annual Generation (MWh/year) During FY 2023-2024	Projected Emission reduction (tCO <sub>2</sub> /year) During FY 2023-2024
Solar PV Project	100	2,22,768	2,08,065

**3. Methods and the key underlying assumptions used in preparation of the performance indicators and metrics and compliance with globally accepted standard(s) for measurement of the environmental impact:**

All the data presented in the above table is based on the monthly factual data collection. For CO<sub>2</sub> eq emission reduction, combined margin grid emission factor



is taken from CO<sub>2</sub> baseline database Version 31, October 2023, published by Central Electricity Authority (CEA), Government of India.

The Company follows the International Financial Corporation (IFC) performance standards, 2012 to comply with environmental and social management system.

**4. Deployment of the mitigation plan for the perceived social and environmental risks:**

Since solar power projects are categorized as non-polluting under White Category as per MoEF&CC notification date 05th March 2016, no EIA is mandated.

However, as a best practice an Environmental & Social Management Plan is prepared to mitigate or address the risks identified as an outcome of Environmental & Social Impact Assessment Study conducted for the project.

**5. Disclosures of major elements of Business Responsibility and Sustainability Report (BRSR):**

The major elements of Business Responsibility and Sustainability Report (BRSR as prescribed under SEBI Circular no. SEBI/HO/DDHS/DDHS-RACPOD1/P/CIR/2023/023 dated February 06, 2023 is annexed as Annexure 1A to this report as a matter of good governance practice.

**6. Appointment of third-party reviewer/certifier for verification of impact reporting:**

In accordance with SEBI Circular No. SEBI/HO/DDHS/DDHS-RACPOD1/P/CIR/2023/023 dated February 6, 2023 read with the Operational Circular issued on April 13, 2022, for the issuance and listing of Non-convertible Securities, Securitised Debt Instruments, Security Receipts, Municipal Debt Securities, and Commercial Paper, we understand that the provisions of said Circular dated February 6, 2023 do not apply to our Company.

However, in line with good corporate governance practice, we had engaged Bureau Veritas Industrial Services (BVIS) India Private Limited as a third-party






Delhi Office:  
910/19, Suryakiran,  
Kasturba Gandhi Marg,  
New Delhi – 110 001  
T: +011-68172100

Registered Office:  
406, Hubtown Solaris,  
N. S. Phadke Marg, Andheri (E),  
Mumbai - 400069  
T : +91-22-6140 8000  
E : [avaada@avaada.com](mailto:avaada@avaada.com)  
<https://avaada.com/csepl/>

reviewer of our framework for green debt securities and impact reporting in the last financial year. There have been no change in the framework and the impact reporting for FY 2023-24.

**For and on behalf of the Board of Directors**

  
**Jay Shankar Shukla**  
Director  
DIN: 03121099

  
**Murtuza Kakuji**  
Director  
DIN: 08959504

Place: Mumbai  
Date: May 22, 2024



**Annexure IA**
**Disclosure of major elements of Business Reporting and Sustainability (BRSR)**
**Essential Indicators**

1. Details of total energy consumption (in Joules or multiples) and energy intensity, in the following format:

Parameter	As at March 31, 2024	As at March 31, 2023
Total electricity consumption (A)(MWh)	1023.09	1033.80
Total fuel consumption (B) - Litres	2508	6290
Total Energy Consumption (B) - J	77,66,31,60,000.00	2,23,85,62,80,000
Energy consumption through other sources (C)	-	-
<b>Total energy consumption (A+B+C) in Joules</b>	<b>37,60,78,71,60,000</b>	<b>39,45,53,62,80,000</b>
Energy intensity per rupee of turnover (Total energy consumption/ turnover in rupees)	6338	6186
Energy intensity (optional) - the relevant metric may be selected by the entity	-	-

Note: Indicate if any independent assessment/ evaluation/assurance has been carried out by an external agency? (Y/N) If yes, name of the external agency. NA

2. Does the entity have any sites/ facilities identified as designated consumers (DCs) under the Performance, Achieve and Trade (PAT) Scheme of the Government of India? (Y/N) If yes, disclose whether targets set under the PAT scheme have been achieved. In case targets have not been achieved, provide the remedial action taken, if any.

No






3. Provide details of the following disclosures related to water, in the following format:

Parameter	As at March 31, 2024	As at March 31, 2023
<b>Water withdrawal by source (in kilolitres)</b>		
(i) Surface water	-	-
(ii) Groundwater	-	-
(iii) Third party water	6180	7435
(iv) Seawater / desalinated water	-	-
(v) Others	-	-
<i>Total volume of water withdrawal (in kilolitres) (i + ii + iii + iv + v)</i>	-	-
<b>Total volume of water consumption (in kilolitres)</b>	6180	7435
<b>Water intensity per rupee of turnover</b> <i>(Water consumed / turnover)</i>	0.000010	0.000011
<b>Water intensity (optional) - the relevant metric may be selected by the entity</b>	-	-

Note: Indicate if any independent assessment/ evaluation/assurance has been carried out by an external agency? (Y/N) If yes, name of the external agency. NA

4. Has the entity implemented a mechanism for Zero Liquid Discharge? If yes, provide details of its coverage and implementation.

No, since solar power projects are categorized as non-polluting under White Category as per MoEF & CC notification dated March 5, 2016



5. Please provide details of air emissions (other than GHG emissions) by the entity, in the following format:

<i>Parameter</i>	<i>Please specify unit</i>	<b>As at March 31, 2024</b>	<b>As at March 31, 2023</b>
NOx	-	-	-
SOx	-	-	-
Particulate matter (PM)	-	-	-
Persistent organic pollutants (POP)	-	-	-
Volatile organic compounds (VOC)	-	-	-
Hazardous air pollutants (HAP)	-	-	-
Others – please specify	-	-	-

Note: Indicate if any independent assessment/ evaluation/assurance has been carried out by an external agency? (Y/N) If yes, name of the external agency. NA

6. Provide details of greenhouse gas emissions (Scope 1 and Scope 2 emissions) & its intensity, in the following format:

<i>Parameter</i>	<i>Unit</i>	<b>As at March 31, 2024</b>	<b>As at March 31, 2023</b>
<b>Total Scope 1 emissions</b> (Break-up of the GHG into CO <sub>2</sub> , CH <sub>4</sub> , N <sub>2</sub> O, HFCs, PFCs, SF <sub>6</sub> , NF <sub>3</sub> , if available)	<i>Metric tonnes of CO<sub>2</sub> equivalent</i>	5.38	16.49
<b>Total Scope 2 emissions</b> (Break-up of the GHG into CO <sub>2</sub> , CH <sub>4</sub> , N <sub>2</sub> O, HFCs, PFCs, SF <sub>6</sub> , NF <sub>3</sub> , if available)	<i>Metric tonnes of CO<sub>2</sub> equivalent</i>	0.73	0.73
<b>Total Scope 1 and Scope 2 emissions per rupee of turnover</b>		0.000000010	0.000000027



<b>Total Scope 1 and Scope 2 emission intensity (optional) –</b> therelevant metric may be selected by the entity	-	-	-
--	---	---	---

**Note:** Indicate if any independent assessment/ evaluation/assurance has been carried out byan external agency? (Y/N) If yes, name of the external agency. NA

7. Does the entity have any project related to reducing Green House Gas emission? If Yes, then provide details.

The project itself is a non-polluting renewable energy project. By generating electricity through Solar Energy, the project has avoided 2,08,065 tCO<sub>2</sub> in FY 23-24

8. Provide details related to waste management by the entity, in the following format:

<i>Parameter</i>	As at March 31, 2024	As at March 31, 2023
<b>Total Waste generated (in metric tonnes)</b>		
Plastic waste (A)	-	-
E-waste (B)	0	1.13
Bio-medical waste (C)	-	-
Construction and demolition waste (D)	-	-
Battery waste (E)	-	-
Radioactive waste (F)	-	-
Other Hazardous waste. Please specify, if any. (G)	-	-
Other Non-hazardous waste generated (H). Please specify, if any. (Break-up by composition)	-	-



i.e. by materials relevant to the sector)		
<b>Total (A+B + C + D + E + F +G + H)</b>	0	1.13
<b>For each category of waste generated, total waste recovered through recycling, re-using or other recovery operations (in metric tonnes)</b>		
<b>Category of waste</b>		
(i) Recycled	-	-
(ii) Re-used	-	-
(iii) Other recovery operations	-	-
<b>Total</b>	-	-
<b>For each category of waste generated, total waste disposed by nature of disposal method (in metric tonnes)</b>		
<b>Category of waste</b>		
(i) Incineration	-	-
(ii) Landfilling	-	-
(iii) Other disposal operations	-	-
<b>Total</b>	-	-

**Note:** Indicate if any independent assessment/ evaluation/assurance has been carried out by an external agency? (Y/N) If yes, name of the external agency. NA

9. Briefly describe the waste management practices adopted in your establishments. Describe the strategy adopted by your company to reduce usage of hazardous and toxic chemicals in your products and processes and the practices adopted to manage such wastes.

Solar PV Plant does not involve generation of any kind of hazardous waste from its process or activities. The only major waste generated from the plant is the damaged/broken solar modules which are being kept in isolated closed and covered area/steel containers till final disposal to authorized recyclers. Other solid waste and scrap materials like cable parts and carton box are stored in



designated area and sold to the local vendor as and when required. Also, efforts are made to make purposeful utilization of waste wherever possible.

10. If the entity has operations/offices in/around ecologically sensitive areas (such as national parks, wildlife sanctuaries, biosphere reserves, wetlands, biodiversity hotspots, forests, coastal regulation zones etc.) where environmental approvals / clearances are required, please specify details in the following format:

S. No.	Location of operations/offices	Type of operations	Whether the conditions of environmental approval / clearance are being complied with? (Y/N) If no, the reasons thereof and corrective action taken, if any.
1	100 MW, Clean Sustainable Energy Private Limited, Bhadla I, Bikaner, Rajasthan	Solar PV Project	Not Applicable

11. Details of environmental impact assessments of projects undertaken by the entity based on applicable laws, in the current financial year: A detailed Environmental & Social Impact Assessment (ESIA) Study is carried out for each project as per National & International guidelines and as a result of ESIA, an Environmental & Social Management Plan is prepared and duly implemented at project level.

Name and brief details of project	EIA Notification No.	Date	Whether conducted by independent external agency (Yes / No)	Results communicated in public domain (Yes / No)	Relevant Web link
100 MW, Clean Sustainable Energy Private Limited,	Not Applicable	-	NA	NA	-

Bhadla I, Bikaner, Rajasthan					
---------------------------------	--	--	--	--	--

12. Is the entity compliant with the applicable environmental law/ regulations/ guidelines in India; such as the Water (Prevention and Control of Pollution) Act, Air (Prevention and Control of Pollution) Act, Environment protection act and rules thereunder (Y/N). If not, provide details of all such non-compliances, in the following format:

Not applicable, as Solar PV Project is categorized as white category as per guidelines on Categorization of Industries issued by MOEF & CC on February 29, 2016 and subsequent Circular/Notification vide no. B- 29012/ESS (CPA)/2015-16 issued by CPCB on March 7, 2016 which states that "There shall be no necessity of obtaining the Consent to Establish/Operate" for White category of industries.

S. No.	Specify the law / regulation/guidelines which was not complied with	Provide details of the non-compliance	Any fines / penalties / action taken by regulatory agencies such as pollution control boards or by courts	Corrective action taken, if any
-	-	-	-	-

### Leadership Indicators

1. Provide break-up of the total energy consumed (in Joules or multiples) from renewable and non-renewable sources, in the following format:

Parameter	As at March 31, 2024	As at March 31, 2023
<b>From renewable sources</b>		
Total electricity consumption (A)(MWh)	-	-
Total fuel consumption (B)(liters)	-	-

Energy consumption through othersources (C)	-	-
<b>Total energy consumed from renewable sources (A+B+C)</b>	-	-
<b>From non-renewable sources</b>		
Total electricity consumption (D) in MWh	1023.09	1033.80
Total fuel consumption (E)	2508.50	6290
Energy consumption through othersources (F)	-	-
<b>Total energy consumed from non-renewable sources (D+E+F) in Joules</b>	<b>37,60,78,71,60,000</b>	<b>39,45,53,62,80,000</b>

Note: Indicate if any independent assessment/ evaluation/assurance has been carried out by an external agency? (Y/N) If yes, name of the external agency.- NA

**2. Provide the following details related to water discharged:**

Parameter	As at March 31, 2024	As at March 31, 2023
<b>Water discharge by destination and level of treatment (in kilolitres)</b>		
(i) To Surface water		
- No treatment	-	-
- With treatment – please specify level of treatment	-	-
(ii) To Groundwater		
- No treatment	-	-
- With treatment – please specify level of treatment	-	-
(iii) To Seawater		
- No treatment	-	-
- With treatment – please specify level of treatment	-	-
(iv) Sent to third-parties		
- No treatment	-	-

- With treatment – please specify level of treatment	-	-
(v) Others		
- No treatment	-	-
- With treatment – please specify level of treatment	-	-
<b>Total water discharged (in kilolitres)</b>	Nil	Nil

**Note:** Indicate if any independent assessment/ evaluation/assurance has been carried out by an external agency? (Y/N) If yes, name of the external agency. NA

**3. Water withdrawal, consumption and discharge in areas of water stress (in kilolitres):**

For each facility / plant located in areas of water stress, provide the following information:

- (i) Name of the area: Bhadla, Bikaner, Rajasthan
- (ii) Nature of operations: Solar Power Generation
- (iii) Water withdrawal, consumption and discharge in the following format:

Parameter	As at March 31, 2024	As at March 31, 2023
<b>Water withdrawal by source (in kilolitres)</b>		
(i) Surface water	-	-
(ii) Groundwater	-	-
(iii) Third party water	6180	7435
(iv) Seawater / desalinated water	-	-
(v) Others	-	-
<b>Total volume of water withdrawal (in kilolitres)</b>		
<b>Total volume of water consumption (in kilolitres)</b>	6180	7435
<b>Water intensity per rupee of turnover (Water consumed / turnover)</b>	0.000010	0.000011



<b>Water intensity (optional)</b> - the relevant metric may be selected by the entity	-	-
<b>Water discharge by destination and level of treatment (in kilolitres)</b>		
(i) Into Surface water		
- No treatment	-	-
- With treatment - please specify level of treatment	-	-
(ii) Into Groundwater		
- No treatment	-	-
- With treatment - please specify level of treatment	-	-
(iii) Into Seawater		
- No treatment	-	-
- With treatment - please specify level of treatment	-	-
(iv) Sent to third-parties		
- No treatment	-	-
- With treatment - please specify level of treatment	-	-
(v) Others		
- No treatment	-	-
- With treatment - please specify level of treatment	-	-
<b>Total water discharged (in kilolitres)</b>	Nil	Nil

**Note: Indicate if any independent assessment/ evaluation/assurance has been carried out by an external agency? (Y/N) If yes, name of the external agency. NA**



4. Please provide details of total Scope 3 emissions & its intensity, in the following format:

<i>Parameter</i>	<i>Unit</i>	<b>As at March 31, 2024</b>	<b>As at March 31, 2023</b>
<b>Total Scope 3 emissions</b> (Break-up of the GHG into CO <sub>2</sub> , CH <sub>4</sub> , N <sub>2</sub> O, HFCs, PFCs, SF <sub>6</sub> , NF <sub>3</sub> , if available)	<i>Metric tonnes of CO<sub>2</sub> equivalent</i>	0	0.024
<b>Total Scope 3 emissions per rupee of turnover</b>		0	0.0000000000038
<b>Total Scope 3 emission intensity</b> (optional) – the relevant metric may be selected by the entity		-	-

Note: Indicate if any independent assessment/ evaluation/assurance has been carried out by an external agency? (Y/N) If yes, name of the external agency. NA

5. With respect to the ecologically sensitive areas reported at Question 10 of Essential Indicators above, provide details of significant direct & indirect impact of the entity on biodiversity in such areas along-with prevention and remediation activities. – Not Applicable
6. If the entity has undertaken any specific initiatives or used innovative technology or solutions to improve resource efficiency, or reduce impact due to emissions / effluent discharge / waste generated, please provide details of the same as well as outcome of such initiatives, as per the following format:



Sr. No	Initiative undertaken	Details of the initiative ( <i>Web-link, if any, may be provided along-withsummary</i> )	Outcome of the initiative
1	Adoption Dry Robotic Cleaning for Solar Panels	Adopted dry robotic cleaning system instead of wet cleaning of solar module. This system has significantly reduced water consumption	By adoption of robotic dry cleaning system, around 5675 KL of water is saved annually

**7. Does the entity have a business continuity and disaster management plan? Give details in 100 words/ web link.**

Avaada Group has prepared a site-specific onsite Emergency Management Plan ('OSEP') for implementation at the project site in the event of an emergency situation so that the loss of life and damage to the properties and natural resources are minimized. This plan outlines a series of emergency actions that will be executed by Avaada Group and its contractors to ensure preparedness and response to emergency situations throughout the life cycle of the project.

The overall objective of an OSEP is for what to do and what not during an emergency. The following aspects are included in emergency preparedness plan:-

- To assess what dangers could arise to people on and offsite as a result of these foreseeable emergencies and what the effects could it pose on the environment.
- To contain and control incidents; and
- To assess the risk involved, and to mitigate the same by pre-planned remedial and rescue measures using, when necessary, the combined resources of the organization concerned and the public emergency services.

The training of the individual personnel with duties under the plans are being imparted to familiarize the on site personnel with their roles, their equipment, and the details of the plans, specific needs of each particular site for dealing with those emergencies which it is for seen may arise.



Delhi Office:  
910/19, Suryakiran,  
Kasturba Gandhi Marg,  
New Delhi – 110 001  
T: +011-68172100

Registered Office:  
406, Hubtown Solaris,  
N. S. Phadke Marg, Andheri (E),  
Mumbai - 400069  
T : +91-22-6140 8000  
E : [avaada@avaada.com](mailto:avaada@avaada.com)  
<https://avaada.com/csepl/>

**8. Disclose any significant adverse impact to the environment, arising from the value chain of the entity. What mitigation or adaptation measures have been taken by the entity in this regard.**

No significant value chain impact on environment has been identified due to operations of the project.

**9. Percentage of value chain partners (by value of business done with such partners) that were assessed for environmental impacts.**

Avaada Group's Environmental & Social requirements for contractors/service providers is an integral part of GCC with all the vendors.

**For and on behalf of the Board of Directors**



Jay Shankar Shukla

Director

DIN: 03121099



Murtuza Kakuji

Director

DIN: 08959504

Place: Mumbai

Date: May 22, 2024



## Annexure- II

### Annual Report on Corporate Social Responsibility Activities as prescribed under Section 135 of the Companies Act, 2013 and Companies (Corporate Social Responsibility Policy) Rules, 2014

#### 1. Brief outline on CSR Policy of the Company:

The CSR policy of the Company was adopted by the Board on July 30, 2021 and it focuses on Education, Empowerment, Environment and Health and other CSR activities pursuant to the provisions of Section 135 of the Companies Act, 2013 vide the Companies (Amendment) Act, 2020 read with the Companies (Corporate Social Responsibility Policy) Amendment Rules, 2021.

The main objective of the CSR Policy is to lay down guidelines and make CSR as one of the key business drivers for sustainable development of the environment and the society in which the Company operates in particular and the overall development of the global community at large.

#### 2. The status of formation of the CSR Committee of the Board as on March 31, 2024 vis as under:

Pursuant to the amendment to the provisions of Section 135 of the Companies Act, 2013 vide the Companies (Amendment) Act, 2020 read with the Companies (Corporate Social Responsibility Policy) Amendment Rules, 2021, if the annual CSR obligation of any Company does not exceed Rupees Fifty Lakhs, the Company would no longer fall under the criteria for constituting the Corporate Social Responsibility Committee.

Thus, as the annual CSR obligation of Company does not exceed Rupees Fifty Lakhs, it was decided not to constitute Corporate Social Responsibility Committee and all the functions of the Corporate Social Responsibility Committee would be discharged by the Board.



3. **The web-link for CSR Policy and CSR projects approved by the board is disclosed on the website of the company:**

<https://avaada.com/csepl/img/Annexure%205%20-%20CSR%20Policy.pdf>

4. **Provide the details of Impact assessment of CSR projects carried out in pursuance of sub-rule (3) of rule 8 of the Companies (Corporate Social responsibility Policy) Rules, 2014, if applicable (attach the report):**

The Company at present is not required to carry out impact assessment in pursuance of sub-rule (3) of rule 8 of the Companies (Corporate Social responsibility Policy) Rules, 2014.

5. **Details of the amount available for set off in pursuance of sub-rule (3) of rule 7 of the Companies (Corporate Social responsibility Policy) Rules, 2014 and amount required for set off for the financial year, if any**

The Company does not have any amount available for set off in pursuance of sub-rule (3) of rule 7 of the Companies (Corporate Social responsibility Policy) Rules, 2014.

6. **Average net profit of the company as per section 135(5): INR 124.77 million**
7. (a) **Two percent of average net profit of the company as per section 135(5): INR 2.50 million**
- (b) **Surplus arising out of the CSR projects or programs or activities of the previous financial years: Nil**
- (c) **Amount required to be set off for the financial year, if any: Nil**
- (d) **Total CSR obligation for the financial year (7a+7b-7c): INR 2.50 million**



## 8. (a) CSR amount spent or unspent for the financial year:

Total Amount Spent for the Financial Year 2023-24 (INR in million)	Amount Unspent (in INR)				
	Total Amount transferred to Unspent CSR Account as per section 135(6).		Amount transferred to any fund specified under Schedule VII as per second proviso to section 135(5).		
	Amount	Date of transfer	Name of the Fund	Amount	Date of transfer
2.75	NIL	N.A.	N.A.	NIL	N.A.

(b) Details of CSR amount spent against ongoing projects for the financial year: Not Applicable

(c) Details of CSR amount spent against other than ongoing projects for the financial year:

(1)	(2)	(3)	(4)	(5)		(6)	(7)	(8)	
SR. No.	Name of the Project	Item from the list of activities in schedule VII to the Act	Local area (Yes/No)	Location of the project		Amount spent for the project (INR in millions)	Mode of implementation - Direct (Yes/No)	Mode of implementation - Through implementing agency	
				State	District			Name	CSR registration number
1	Initiated spoken English classes in Government School of Lohwan, Mathura to help develop and integrate the skills of reading,	Education	No	Mathura	Uttar Pradesh	0.12	No	Avaada Foundation	CSR00002025

	listening, speaking, and writing in English								
2	Ensured quality education by initiating infrastructure development such as wall painting, renovating the school building and provision of toilet facilities, amongst others	Education	No	Matura	Uttar Pradesh	2.51	No	Avaada Foundation	CSR00002025
3	Distributed food grains packets to marginalised and vulnerable families residing in the slum areas ensuring access to affordable and adequate food grain	Preventive Healthcare	No	Mumbai	Maharashtra	0.11	No	Avaada Foundation	CSR00002025

(d) Amount spent in Administrative Overheads: **INR 0.013 million**

(e) Amount spent on Impact Assessment, if applicable: **Not Applicable**

(f) Total amount spent for the Financial Year (8b+8c+8d+8e): **INR 2.75 million**

(g) Excess amount for set off, if any

Sr. No.	Particulars	Amounts (INR in million)
(i)	Two percent of average net profit of the company as per section 135(5)	2.50





(ii)	Total amount spent for the Financial Year	2.75
(iii)	Excess amount spent for the financial year [(ii)-(i)]	0.25
(iv)	Surplus arising out of the CSR projects or programs or activities of the previous financial years, if any	0.00
(v)	Amount available for set off in succeeding financial years[(iii)-(iv)]	0.25

9. (a) Details of Unspent CSR amount for the preceding three financial years: **Nil**

(b) Details of CSR amount spent in the financial year for ongoing projects of the preceding financial year(s): **Not Applicable**

10. In case of creation or acquisition of capital asset, furnish the details relating to the asset so created or acquired through CSR spent in the financial year: **Not Applicable**

(a) Date of creation or acquisition of the capital asset(s): **N.A.**

(b) Amount of CSR spent for creation or acquisition of capital asset: **N.A.**

(c) Details of the entity or public authority or beneficiary under whose name such capital asset is registered, their address etc.: **N.A.**

(d) Provide details of the capital asset(s) created or acquired (including complete address and location of the capital asset). **N.A.**

11. Specify the reason(s), if the company has failed to spend two per cent of the average net profit as per section 135(5):

The Company has spent its CSR obligation in full during the Financial Year 2023-24.

**For and on behalf of the Board of Directors**

  
**Jay Shankar Shukla**  
 Director  
 DIN: 03121099

  
**Murtuza Kakuji**  
 Director  
 DIN: 08959504

Place: Mumbai  
 Date: May 22, 2024





# DEEPAK A. VARIYA & CO.

Practising Company Secretary

Deepak A. Variya (B.Com., F.C.S.) LL.B

Form No. MR-3

## SECRETARIAL AUDIT REPORT

FOR THE FINANCIAL YEAR ENDED 31<sup>st</sup> MARCH, 2024

*[Pursuant to section 204(1) of the Companies Act, 2013 and Rule No.9 of the Companies (Appointment and Remuneration Personnel) Rules, 2014]*

To,  
The Members,  
CLEAN SUSTAINABLE ENERGY PRIVATE LIMITED  
CIN: U40300MH2013PTC248435  
Registered office: 406, 4<sup>th</sup> Floor, Hubtown Solaris, N.S. Phadke Marg,  
Andheri (East), Mumbai – 400069, Maharashtra, India

I have conducted the secretarial audit of the compliance of applicable statutory provisions and the adherence to good corporate practices by CLEAN SUSTAINABLE ENERGY PRIVATE LIMITED (hereinafter called "the company"). Secretarial Audit was conducted in a manner that provided us a reasonable basis for evaluating the corporate conducts/statutory compliances and expressing my opinion thereon.

Based on my verification of the Company's books, papers, minute books, forms and returns filed and other records maintained by the company and also the information provided by the Company, its officers, agents and authorized representatives during the conduct of secretarial audit, I hereby report that in my opinion, the company has, during the audit period covering the financial year ended on 31<sup>st</sup> March, 2024 complied with the statutory provisions listed hereunder and also that the Company has proper board-processes and compliance-mechanism in place to the extent, in the manner and subject to the reporting made hereinafter:

I have examined the books, papers, minute books, forms and returns filed and other records maintained by the Company for the financial year ended on 31<sup>st</sup> March, 2024 according to the provisions of:

- (i) The Companies Act, 2013 (the Act) and the rules made there under;
- (ii) The Securities Contracts (Regulation) Act, 1956 ("SCRA") and the rules made there under;
- (iii) The Depositories Act, 1996 and the Regulations and Bye-laws framed there under;



Page 1 of 4

Off.: 305, Kaveri Commercial Building, 3<sup>rd</sup> Floor, Jagannath Temple Road, Near Holiday Inn Hotel,  
Sakinaka Metro Station, Mumbai-400072

Cell: 92233 19777/ 95943 19777/ Tel.: 022-41209777/ 022-28522923, Email: deepak.variya1302@gmail.com

- (iv) Foreign Exchange Management Act, 1999 and the rules and regulations made there under to the extent of Foreign Direct Investment, Overseas Direct Investment and External Commercial Borrowings (Not applicable to the Company during Audit Period)
- (v) The following Regulations and Guidelines prescribed under the Securities and Exchange Board of India Act, 1992 ('SEBI Act') to the extent applicable to the Company:
- a. The Securities and Exchange Board of India (Substantial Acquisition of Shares and Takeovers) Regulations, 2011;
  - b. The Securities and Exchange Board of India (Prohibition of Insider Trading) Regulations, 2015, as amended;
  - c. The Securities and Exchange Board of India (Issue of Capital and Disclosure Requirements) Regulations, 2018, as amended;
  - d. Securities and Exchange Board of India (Share Based Employee Benefits and Sweat Equity) Regulations, 2021;
  - e. The Securities and Exchange Board of India (Issue and Listing of Non-Convertible Securities) Regulations, 2021;
  - f. The Securities and Exchange Board of India (Registrars to an Issue and Share Transfer Agents) Regulations, 1993 regarding the Companies Act and dealing with client;
  - g. The Securities and Exchange Board of India (Delisting of Equity Shares) Regulations, 2021;
  - h. The Securities and Exchange Board of India (Buy-back of Securities) Regulations, 2018 and
  - i. The Securities and Exchange Board of India (Listing Obligations and Disclosure Requirements) Regulations, 2015.
- (vi) In respect of other laws specifically applicable to the Company, the below-mentioned other law is specifically applicable to the Company:
- a) Electricity Act, 2003;

I have also examined compliance with the applicable clauses of the following:

- (i) Secretarial Standards with regard to Meeting of Board of Directors (SS-1) and General Meeting (SS-2) issued by The Institute of Company Secretaries of India.
- (ii) The Listing Agreement entered into by the Company with BSE Limited.



During the period under review the Company has complied with the provisions of the Act, Rules, Regulations, Guidelines, Standards, etc. mentioned above.

I have relied on information/ records produced by the Company during the course of my audit and the reporting is limited to that extent.

**I further report that**

Board of Directors of the Company is duly constituted. There were no changes in the composition of the Board of Directors during the period under review. There was a resignation of Company Secretary Ms. Nidhi Singhania (Membership No. ACS32805) effective 21<sup>st</sup> August, 2023 and appointment of Ms. Pankhuri Agrawal (Membership No. ACS 61184 ) effective 22<sup>nd</sup> August, 2023.

Adequate notice is given to all directors to schedule the Board Meetings, agenda and detailed notes on agenda were sent at least seven days in advance, and in case of shorter notice, consent of board members was obtained and a system exists for seeking and obtaining further information and clarifications on the agenda items before the meeting and for meaningful participation at the meeting.

Majority decision is carried through while the dissenting members' views, if any, are captured and recorded as part of the minutes.

**I further report that** there are adequate systems and processes in the Company commensurate with the size and operations of the company to monitor and ensure compliance with applicable laws, rules, regulations and guidelines.


**I further report that** during the audit period there were no following specific events/actions having a major bearing on the company's affairs in pursuance of the above referred laws, rules, regulations, guidelines, standards, etc.

- (i) Public/ Preferential issue of shares / debentures / sweat equity, etc.
- (ii) Redemption / Buy-Back of Securities
- (iii) Major decisions taken by the members in pursuance to Section 180 of the Companies Act, 2013 (The Company being a private company is exempt from compliance of the provisions of Section 180 of the Companies Act, 2013).
- (iv) Merger / amalgamation / reconstruction, etc.
- (v) Foreign technical collaborations.

This report is to be read with our letter of even date, which is annexed as ANNEXURE-I, and it forms an integral part of this report.

Place: Mumbai  
Date: 22 May, 2024  
UDIN: F008830F000392444

For DEEPAK A. VARIYA & CO.  
COMPANY SECRETARIES

  
Deepak A. Variya  
Proprietor  
C.P. No. 10111



ANNEXURE - I


To,  
The Members,  
CLEAN SUSTAINABLE ENERGY PRIVATE LIMITED  
CIN: U40300MH2013PTC248435  
Registered office: 406, 4<sup>th</sup> Floor, Hubtown Solaris, N.S. Phadke Marg,  
Andheri (East), Mumbai – 400069, Maharashtra, India

My report of even date is to be read along with this letter.

1. Maintenance of Secretarial record is the responsibility of the management of the Company. My responsibility is to express an opinion on these secretarial records based on my audit.
2. I have followed the audit practices and processes as were appropriate to obtain reasonable assurance about the correctness of the contents of the Secretarial Records. The verification was done on the test basis to ensure that correct facts are reflected in secretarial records. I believe that the processes and practices, I followed provide a reasonable basis for my opinion.
3. I have not verified the correctness and appropriateness of financial records and Books of Accounts of the Company.
4. Wherever required, I have obtained the Management Representation about the compliance of laws, rules and regulations and happening of events etc.
5. The compliance of the provisions of corporate and other applicable laws, rules, regulations, standards is the responsibility of management. My examination was limited to the verification of procedures on test basis.
6. The Secretarial Audit report is neither an assurance as to the future viability of the Company nor of the efficacy or effectiveness with which the management has conducted/ will conduct the affairs of the Company.

Place: Mumbai  
Date: 22<sup>th</sup> May, 2024  
UDIN: F008830F000392444

For DEEPAK A. VARIYA & CO.  
COMPANY SECRETARIES



Deepak A. Variya  
Proprietor  
C.P. No. 10111



## **INDEPENDENT AUDITOR'S REPORT**

### **To The Members of Clean Sustainable Energy Private Limited Report on the Audit of the Financial Statements**

#### **Opinion**

We have audited the accompanying financial statements of Clean Sustainable Energy Private Limited ("the Company"), which comprise the Balance Sheet as at March 31, 2024, and the Statement of Profit and Loss (including Other Comprehensive Income), the Statement of Cash Flows and the Statement of Changes in Equity for the year ended on that date, and notes to the financial statements, including a summary of material accounting policies and other explanatory information.

In our opinion and to the best of our information and according to the explanations given to us, the aforesaid financial statements give the information required by the Companies Act, 2013 ("the Act") in the manner so required and give a true and fair view in conformity with the Indian Accounting Standards prescribed under section 133 of the Act, as amended, ("Ind AS") and other accounting principles generally accepted in India, of the state of affairs of the Company as at March 31, 2024, and its profit, total comprehensive income, its cash flows and the changes in equity for the year ended on that date.

#### **Basis for Opinion**

We conducted our audit of the financial statements in accordance with the Standards on Auditing ("SAs") specified under section 143(10) of the Act. Our responsibilities under those Standards are further described in the Auditor's Responsibility for the Audit of the Financial Statements section of our report. We are independent of the Company in accordance with the Code of Ethics issued by the Institute of Chartered Accountants of India ("ICAI") together with the ethical requirements that are relevant to our audit of the financial statements under the provisions of the Act and the Rules made thereunder, and we have fulfilled our other ethical responsibilities in accordance with these requirements and the ICAI's Code of Ethics. We believe that the audit evidence obtained by us is sufficient and appropriate to provide a basis for our audit opinion on the financial statements.

#### **Key Audit Matters**

Key audit matters are those matters that, in our professional judgment, were of most significance in our audit of the financial statements of the current period. We have determined that there are no key audit matters to communicate in our report.

#### **Information Other than the Financial Statements and Auditor's Report Thereon**

- The Company's Board of Directors is responsible for the other information. The other information comprises the information included in the Board of Directors report but does not include the financial statements and our auditor's report thereon.
- Our opinion on the financial statements does not cover the other information and we do not express any form of assurance conclusion thereon.



- In connection with our audit of the financial statements, our responsibility is to read the other information and, in doing so, consider whether the other information is materially inconsistent with the financial statements or our knowledge obtained during the course of our audit or otherwise appears to be materially misstated.
- If, based on the work we have performed, we conclude that there is a material misstatement of this other information, we are required to report that fact. We have nothing to report in this regard.

#### **Responsibilities of Management and Those Charged with Governance for the Financial Statements**

The Company's Board of Directors is responsible for the matters stated in section 134(5) of the Act with respect to the preparation of these financial statements that give a true and fair view of the financial position, financial performance including other comprehensive income, cash flows and changes in equity of the Company in accordance with the accounting principles generally accepted in India, including Ind AS specified under section 133 of the Act. This responsibility also includes maintenance of adequate accounting records in accordance with the provisions of the Act for safeguarding the assets of the Company and for preventing and detecting frauds and other irregularities; selection and application of appropriate accounting policies; making judgments and estimates that are reasonable and prudent; and design, implementation and maintenance of adequate internal financial controls, that were operating effectively for ensuring the accuracy and completeness of the accounting records, relevant to the preparation and presentation of the financial statements that give a true and fair view and are free from material misstatement, whether due to fraud or error.

In preparing the financial statements, management and Board of Directors is responsible for assessing the Company's ability to continue as a going concern, disclosing, as applicable, matters related to going concern and using the going concern basis of accounting unless the Board of Directors either intend to liquidate the Company or to cease operations, or has no realistic alternative but to do so.

The Company's Board of Directors are also responsible for overseeing the Company's financial reporting process.

#### **Auditor's Responsibility for the Audit of the Financial Statements**

Our objectives are to obtain reasonable assurance about whether the financial statements as a whole are free from material misstatement, whether due to fraud or error, and to issue an auditor's report that includes our opinion. Reasonable assurance is a high level of assurance, but is not a guarantee that an audit conducted in accordance with SAs will always detect a material misstatement when it exists. Misstatements can arise from fraud or error and are considered material if, individually or in the aggregate, they could reasonably be expected to influence the economic decisions of users taken on the basis of these financial statements.

As part of an audit in accordance with SAs, we exercise professional judgment and maintain professional skepticism throughout the audit. We also:

- Identify and assess the risks of material misstatement of the financial statements, whether due to fraud or error, design and perform audit procedures responsive to those risks, and obtain audit evidence that is sufficient and appropriate to provide a basis for our opinion. The risk of not detecting a material misstatement resulting from fraud is higher than for one resulting from error, as fraud may involve collusion, forgery, intentional omissions, misrepresentations, or the override of internal control.



- Obtain an understanding of internal financial controls relevant to the audit in order to design audit procedures that are appropriate in the circumstances. Under section 143(3)(i) of the Act, we are also responsible for expressing our opinion on whether the Company has adequate internal financial controls with reference to financial statements in place and the operating effectiveness of such controls.
- Evaluate the appropriateness of accounting policies used and the reasonableness of accounting estimates and related disclosures made by the management.
- Conclude on the appropriateness of management's use of the going concern basis of accounting and, based on the audit evidence obtained, whether a material uncertainty exists related to events or conditions that may cast significant doubt on the Company's ability to continue as a going concern. If we conclude that a material uncertainty exists, we are required to draw attention in our auditor's report to the related disclosures in the financial statements or, if such disclosures are inadequate, to modify our opinion. Our conclusions are based on the audit evidence obtained up to the date of our auditor's report. However, future events or conditions may cause the Company to cease to continue as a going concern.
- Evaluate the overall presentation, structure and content of the financial statements, including the disclosures, and whether the financial statements represent the underlying transactions and events in a manner that achieves fair presentation.

Materiality is the magnitude of misstatements in the financial statements that, individually or in aggregate, makes it probable that the economic decisions of a reasonably knowledgeable user of the financial statements may be influenced. We consider quantitative materiality and qualitative factors in (i) planning the scope of our audit work and in evaluating the results of our work; and (ii) to evaluate the effect of any identified misstatements in the financial statements.

We communicate with those charged with governance regarding, among other matters, the planned scope and timing of the audit and significant audit findings, including any significant deficiencies in internal financial controls that we identify during our audit.

We also provide those charged with governance with a statement that we have complied with relevant ethical requirements regarding independence, and to communicate with them all relationships and other matters that may reasonably be thought to bear on our independence, and where applicable, related safeguards.

From the matters communicated with those charged with governance, we determine those matters that were of most significance in the audit of the financial statements of the current period and are therefore the key audit matters. We describe these matters in our auditor's report unless law or regulation precludes public disclosure about the matter or when, in extremely rare circumstances, we determine that a matter should not be communicated in our report because the adverse consequences of doing so would reasonably be expected to outweigh the public interest benefits of such communication.

#### **Report on Other Legal and Regulatory Requirements**

1. As required by Section 143(3) of the Act, based on our audit, we report that:
  - a) We have sought and obtained all the information and explanations which to the best of our knowledge and belief were necessary for the purposes of our audit.
  - b) In our opinion, proper books of account as required by law have been kept by the Company

NA





so far as it appears from our examination of those books.

- c) The Balance Sheet, the Statement of Profit and Loss including Other Comprehensive Income, the Statement of Cash Flows and Statement of Changes in Equity dealt with by this Report are in agreement with the relevant books of account.
- d) In our opinion, the aforesaid financial statements comply with the Ind AS specified under Section 133 of the Act.
- e) On the basis of the written representations received from the directors as on March 31, 2024 taken on record by the Board of Directors, none of the directors is disqualified as on March 31, 2024 from being appointed as a director in terms of Section 164(2) of the Act.
- f) With respect to the adequacy of the internal financial controls with reference to financial statements of the Company and the operating effectiveness of such controls, refer to our separate Report in "Annexure A". Our report expresses an unmodified opinion on the adequacy and operating effectiveness of the Company's internal financial controls with reference to financial statements.
- g) With respect to the other matters to be included in the Auditor's Report in accordance with the requirements of section 197(16) of the Act, as amended,

In our opinion and to the best of our information and according to the explanations given to us, the Company being a private company, section 197 of the Act related to the managerial remuneration is not applicable.

- h) With respect to the other matters to be included in the Auditor's Report in accordance with Rule 11 of the Companies (Audit and Auditors) Rules, 2014, as amended in our opinion and to the best of our information and according to the explanations given to us:
  - i. The Company has disclosed the impact of pending litigations on its financial position in its financial statements - Refer Note 39(b) to the financial statements;
  - ii. The Company did not have any long-term contracts including derivative contracts for which there were any material foreseeable losses - Refer Note 41 to the financial statements;
  - iii. There were no amounts which were required to be transferred to the Investor Education and Protection Fund by the Company- Refer Note 43 to the financial statements;
  - iv. (a) The Management has represented that, to the best of its knowledge and belief, as disclosed in the note 40 to the financial statements, no funds have been advanced or loaned or invested (either from borrowed funds or share premium or any other sources or kind of funds) by the Company to or in any other person(s) or entity(ies), including foreign entities ("Intermediaries"), with the understanding, whether recorded in writing or otherwise, that the Intermediary shall, directly or indirectly lend or invest in other persons or entities identified in any manner whatsoever by or on behalf of the Company ("Ultimate Beneficiaries") or provide any guarantee, security or the like on behalf of the Ultimate Beneficiaries.
  - (b) The Management has represented, that, to the best of its knowledge and belief, as disclosed in the note 40 to the financial statements, no funds have been received



by the Company from any person(s) or entity(ies), including foreign entities ("Funding Parties"), with the understanding, whether recorded in writing or otherwise, that the Company shall, directly or indirectly, lend or invest in other persons or entities identified in any manner whatsoever by or on behalf of the Funding Party ("Ultimate Beneficiaries") or provide any guarantee, security or the like on behalf of the Ultimate Beneficiaries.

- (c) Based on the audit procedures performed that have been considered reasonable and appropriate in the circumstances, nothing has come to our notice that has caused us to believe that the representations under sub-clause (i) and (ii) of Rule 11(e), as provided under (a) and (b) above, contain any material misstatement.
- v. The Company has not declared or paid any dividend during the year and has not proposed final dividend for the year.
- vi. Based on our examination, which included test checks, the Company has used an accounting software for maintaining its books of account for the financial year ended March 31, 2024, which has a feature of recording audit trail (edit log) facility and the same has operated throughout the year for all relevant transactions recorded in the software. Further, during the course of our audit we did not come across any instance of the audit trail feature being tampered with.

As proviso to Rule 3(1) of the Companies (Accounts) Rules, 2014 is applicable from April 1, 2023, reporting under Rule 11 (g) of the Companies (Audit and Auditors) Rules, 2014 on preservation of audit trail as per the statutory requirements for record retention is not applicable for the financial year ended March 31, 2024.

- 2. As required by the Companies (Auditor's Report) Order, 2020 ("the Order") issued by the Central Government in terms of Section 143(11) of the Act, we give in "Annexure B" a statement on the matters specified in paragraphs 3 and 4 of the Order.

For Deloitte Haskins & Sells LLP  
Chartered Accountants

(Firm's Registration No. 117366W/W-100018)



*Vikas Khurana*  
Vikas Khurana  
Partner

(Membership No.: 503760)  
(UDIN: 24503760BKFDHM9672)

Place: Noida  
Date: May 22, 2024

NA

DG

**ANNEXURE "A" TO THE INDEPENDENT AUDITOR'S REPORT  
(Referred to in paragraph (f) under 'Report on Other Legal and Regulatory Requirements'  
section of our report of even date)**

**Report on the Internal Financial Controls with reference to financial statements under Clause (i)  
of Sub-section 3 of Section 143 of the Companies Act, 2013 ("the Act")**

We have audited the internal financial controls with reference to financial statements of Clean Sustainable Energy Private Limited ("the Company") as of March 31, 2024, in conjunction with our audit of the financial statements of the Company for the year ended on that date.

**Management's Responsibility for Internal Financial Controls**

The Company's management is responsible for establishing and maintaining internal financial controls with reference to financial statements based on the internal control with reference to financial statements criteria established by the Company considering the essential components of internal control stated in the Guidance Note on Audit of Internal Financial Controls Over Financial Reporting issued by the Institute of Chartered Accountants of India. These responsibilities include the design, implementation and maintenance of adequate internal financial controls that were operating effectively for ensuring the orderly and efficient conduct of its business, including adherence to Company's policies, the safeguarding of its assets, the prevention and detection of frauds and errors, the accuracy and completeness of the accounting records, and the timely preparation of reliable financial information, as required under the Companies Act, 2013.

**Auditor's Responsibility**

Our responsibility is to express an opinion on the Company's internal financial controls with reference to financial statements of the Company based on our audit. We conducted our audit in accordance with the Guidance Note on Audit of Internal Financial Controls Over Financial Reporting (the "Guidance Note") issued by the Institute of Chartered Accountants of India and the Standards on Auditing prescribed under Section 143(10) of the Companies Act, 2013, to the extent applicable to an audit of internal financial controls with reference to financial statements. Those Standards and the Guidance Note require that we comply with ethical requirements and plan and perform the audit to obtain reasonable assurance about whether adequate internal financial controls with reference to financial statements was established and maintained and if such controls operated effectively in all material respects.

Our audit involves performing procedures to obtain audit evidence about the adequacy of the internal financial controls with reference to financial statements and their operating effectiveness. Our audit of internal financial controls with reference to financial statements included obtaining an understanding of internal financial controls with reference to financial statements, assessing the risk that a material weakness exists, and testing and evaluating the design and operating effectiveness of internal control based on the assessed risk. The procedures selected depend on the auditor's judgement, including the assessment of the risks of material misstatement of the financial statements, whether due to fraud or error.

We believe that the audit evidence we have obtained is sufficient and appropriate to provide a basis for our audit opinion on the Company's internal financial controls with reference to financial statements.



**Meaning of Internal Financial Controls with reference to financial statements**

A Company's internal financial control with reference to financial statements is a process designed to provide reasonable assurance regarding the reliability of financial reporting and the preparation of financial statements for external purposes in accordance with generally accepted accounting principles. A company's internal financial control with reference to financial statements includes those policies and procedures that (1) pertain to the maintenance of records that, in reasonable detail, accurately and fairly reflect the transactions and dispositions of the assets of the company; (2) provide reasonable assurance that transactions are recorded as necessary to permit preparation of financial statements in accordance with generally accepted accounting principles, and that receipts and expenditures of the company are being made only in accordance with authorisations of management and directors of the company; and (3) provide reasonable assurance regarding prevention or timely detection of unauthorised acquisition, use, or disposition of the company's assets that could have a material effect on the financial statements.

**Inherent Limitations of Internal Financial Controls with reference to financial statements**

Because of the inherent limitations of internal financial controls with reference to financial statements, including the possibility of collusion or improper management override of controls, material misstatements due to error or fraud may occur and not be detected. Also, projections of any evaluation of the internal financial controls with reference to financial statements to future periods are subject to the risk that the internal financial control with reference to financial statements may become inadequate because of changes in conditions, or that the degree of compliance with the policies or procedures may deteriorate.

**Opinion**

In our opinion, to the best of our information and according to the explanations given to us, the Company has, in all material respects, an adequate internal financial controls with reference to financial statements and such internal financial controls with reference to financial statements were operating effectively as at March 31, 2024, based on the criteria for internal financial control with reference to financial statements established by the Company considering the essential components of internal control stated in the Guidance Note on Audit of Internal Financial Controls Over Financial Reporting issued by the Institute of Chartered Accountants of India.

For Deloitte Haskins & Sells LLP  
Chartered Accountants  
(Firm's Registration No. 117366W/W-100018)



*[Handwritten signature]*

Vikas Khurana  
Partner  
(Membership No.:503760)  
(UDIN: 24503760BKFDHM9672)

NA

Place: Noida  
Date: May 22, 2024

DG

**ANNEXURE "B" TO THE INDEPENDENT AUDITOR'S REPORT**

(Referred to in paragraph 2 under 'Report on Other Legal and Regulatory Requirements' section of our report of even date)

In terms of the information and explanations sought by us and given by the Company and the books of account and records examined by us in the normal course of audit and to the best of our knowledge and belief, we state that

- (i) (a) (A) The Company has maintained proper records showing full particulars, including quantitative details and situation of Property, Plant and Equipment and relevant details of Right-of-Use asset.
- (B) As the Company does not hold any intangible assets, reporting under clause 3(i)(a)(B) of the Order is not applicable.
- (b) Some of the Property, Plant and Equipment, (including right-of-use assets) were physically verified during the year by the management in accordance with a programme of verification, which in our opinion provides for physical verification of the Property, Plant and Equipment, (including right-of-use assets) at reasonable intervals having regard to the size of the Company and the nature of its activities. According to the information & explanations given to us, no material discrepancies were noticed on such verification.
- (c) The Company does not have any immovable properties and hence reporting under clause (i)(c) of the Order is not applicable.
- (d) The Company has not revalued any of its Property, Plant and Equipment (including Right-of-Use assets) during the year.
- (e) No proceedings have been initiated during the year or are pending against the Company as at March 31, 2024, for holding any benami property under the Benami Transactions (Prohibition) Act, 1988 (as amended in 2016) and rules made thereunder.
- (ii) (a) The inventories were physically verified during the year by the management at reasonable intervals. In our opinion and according to the information and explanations given to us, the coverage and procedure of such verification by the Management is appropriate having regard to the size of the Company and nature of its operations. No discrepancies of 10% or more in the aggregate for each class of inventories were noticed on such physical verification of inventories applicable, when compared with books of accounts.
- (b) According to the information and explanations given to us, at any given point of time of the year, the Company has not been sanctioned working capital from banks or financial institutions and hence reporting under clause 3(ii)(b) of the Order is not applicable.
- (iii) According to information and explanation given to us, the Company has not made any investments in, provided any guarantee or security, and granted any loans or advances in the nature of loans, secured or unsecured, to companies, firms, Limited Liability Partnerships or any other parties during the year, and hence reporting under clause (iii) of the order is not applicable. Further, the Company along with three other fellow subsidiaries has issued non-

NA



convertible debentures during the previous years aggregating to INR 14,400 million, for which the Company along with other three fellow subsidiaries have provided guarantee on jointly and severally basis to the debenture trustees. Details of outstanding guarantees as at March 31, 2024 are as given below:

	Loans	Advances in nature of loans	Guarantees on behalf of fellow subsidiaries (Amount in Millions)	Security
Aggregate amount granted / provided during the year:				
• Others (fellow subsidiary)	Nil	Nil	Nil	Nil
Balance outstanding as at balance sheet date in respect of above cases:				
• Others (fellow subsidiary)	Nil	Nil	10,080.80	Nil

- (iv) The Company has not made any investment during the year under section 186(1) of the Companies Act, 2013. As per section 186(11) read with schedule VI, provisions of section 186 except 186(1) with respect to grant of loans, providing guarantees and security would not apply to the Company as the Company is providing infrastructural facilities. The Company has not granted any loans or provided guarantees under section 185 of the Companies Act 2013.
- (v) The Company has not accepted any deposit or amount which are deemed to be deposits. Hence, reporting under clause 3(v) of the order is not applicable.
- (vi) The maintenance of cost records has been specified by the Central Government under section 148(1) of the Companies Act, 2013. We have broadly reviewed the books of account maintained by the Company pursuant to the Companies (Cost Records and Audit) Rules, 2014, as amended prescribed by the Central Government for maintenance of cost records under Section 148(1) of the Companies Act, 2013, and are of the opinion that, prima facie, the prescribed cost records have been made and maintained by the Company. We have, however, not made a detailed examination of the cost records with a view to determine whether they are accurate or complete.
- (vii) According to the information and explanations given to us, in respect of statutory dues:
- (a) Undisputed statutory dues, including Goods and Service Tax, Provident Fund, Income-tax, cess and other material statutory dues applicable to the Company have been regularly deposited by it with the appropriate authorities.

NA.

29



We were informed that the provisions of Employees' State Insurance Act, 1948, sales tax, excise duty and value added tax are not applicable to the Company.

There were no undisputed amounts payable in respect of Goods and Service tax, Provident Fund, Income-tax, cess and other material statutory dues in arrears as at March 31, 2024 for a period of more than six months from the date they became payable.

- (b) There are no statutory dues referred to in sub-clause (a) above which have not been deposited on account of disputes as on March 31, 2024.
- (viii) There were no transactions relating to previously unrecorded income that were surrendered or disclosed as income in the tax assessments under the Income Tax Act, 1961 (43 of 1961) during the year.
- (ix) (a) In our opinion, the Company has not defaulted in the repayment of loans or other borrowings or in the payment of interest thereon to any lender during the year. As at March 31, 2024, the Company has interest free loan amounting to INR 2.65 million which are repayable on demand, refer note 17(a) of the financial statements. According to information and explanations given to us, such loans have not been demanded for repayment during the financial year.
- (b) The Company has not been declared wilful defaulter by any bank or financial institution or government or any government authority.
- (c) The Company has not taken any term loan during the year and there are no unutilised term loans at the beginning of the year and hence, reporting under clause 3(ix)(c) of the Order is not applicable.
- (d) On an overall examination of the financial statements of the Company, the funds raised on short-term have, *prima facie*, not been used during the year for long-term purposes.
- (e) The Company did not have any subsidiary or associate or joint venture during the year and hence, reporting under clause 3(ix)(e) and (f) of the Order is not applicable.
- (x) (a) The Company has not issued any of its securities (including debt instruments) during the year and hence reporting under clause 3(x)(a) of the Order is not applicable.
- (b) During the year, the Company has not made any preferential allotment or private placement of shares or convertible debentures (fully or partly or optionally) and hence reporting under clause 3(x)(b) of the Order is not applicable to the Company.
- (xi) (a) To the best of our knowledge, no fraud by the Company and no material fraud on the Company has been noticed or reported during the year.
- (b) To the best of our knowledge, no report under sub-section (12) of section 143 of the Companies Act has been filed in Form ADT-4 as prescribed under rule 13 of Companies (Audit and Auditors) Rules, 2014 with the Central Government, during the year and up to the date of this report.
- (c) As represented to us by the Management, there were no whistle blower complaints received by the Company during the year.

NA



- (xii) The Company is not a Nidhi Company and hence reporting under clause 3(xii) of the Order is not applicable.
- (xiii) In our opinion, the Company is in compliance with Section 188 of the Companies Act for all transactions with the related parties and the details of related party transactions have been disclosed in the financial statements etc. as required by the applicable accounting standards. The Company is a private company and hence the provisions of section 177 of the Companies Act, 2013 are not applicable to the Company.
- (xiv) (a) In our opinion, the Company has an adequate internal audit system commensurate with the size and the nature of its business.
- (b) We have considered, the internal audit reports for the year under audit, issued to the Company during the year.
- (xv) In our opinion, during the year, the Company has not entered into any non-cash transactions with any of its directors or directors of its holding company, or persons connected with such directors and hence provisions of section 192 of the Companies Act, 2013 are not applicable to the Company.
- (xvi) (a) The Company is not required to be registered under section 45-IA of the Reserve Bank of India Act, 1934. Hence, reporting under clause 3(xvi)(a), (b) and (c) of the Order is not applicable.
- (b) According to the information and explanation given to us, there is no core investment company within the Group (as defined in the Core Investment Companies (Reserve Bank) Directions, 2016) and accordingly reporting under clause 3(xvi)(d) of the Order is not applicable.
- (xvii) The Company has not incurred cash losses during the financial year covered by our audit and the immediately preceding financial year.
- (xviii) There has been no resignation of the statutory auditors of the Company during the year.
- (xix) On the basis of the financial ratios, ageing and expected dates of realization of financial assets and payment of financial liabilities, other information accompanying the financial statements and our knowledge of the Board of Directors and Management plans and based on our examination of the evidence supporting the assumptions, nothing has come to our attention, which causes us to believe that any material uncertainty exists as on the date of the audit report indicating that Company is not capable of meeting its liabilities existing at the date of balance sheet as and when they fall due within a period of one year from the balance sheet date. We, however, state that this is not an assurance as to the future viability of the Company. We further state that our reporting is based on the facts up to the date of the audit report and we neither give any guarantee nor any assurance that all liabilities falling due within a period of one year from the balance sheet date, will get discharged by the Company as and when they fall due.





**Deloitte  
Haskins & Sells LLP**

- (xx) The Company has fully spent the required amount towards Corporate Social Responsibility (CSR) and there is no unspent CSR amount for the current year requiring a transfer to a Fund specified in Schedule VII to the Companies Act or special account in compliance with the provision of sub-section (6) of section 135 of the said Act. Accordingly, reporting under clause 3(xx) of the Order is not applicable for the current year.

For Deloitte Haskins & Sells LLP  
Chartered Accountants  
(Firm's Registration No. 117366W/W-100018)



*Vikas Khurana*

Vikas Khurana  
Partner  
(Membership No.: 503760)  
(UDIN: 24503760BKFDHM9672)

Place: Noida  
Date: May 22, 2024

NA

99

**Clean Sustainable Energy Private Limited**  
**CIN - U40300MH2013PTC248435**  
**Balance Sheet as at March 31, 2024**  
(All amounts in INR million unless stated otherwise)

Particulars	Note	As at March 31, 2024	As at March 31, 2023
<b>ASSETS</b>			
<b>Non-current assets</b>			
Property, plant and equipment	3	4,137.23	4,334.91
Right-of-use assets	4	51.44	54.15
Financial assets	5		
Other financial assets	5(a)	336.14	810.29
Non-current tax assets (net)	6	5.02	7.71
<b>Total non-current assets (A)</b>		<b>4,529.83</b>	<b>5,207.06</b>
<b>Current assets</b>			
Inventories	7	22.71	15.35
Financial assets	8		
Investments	8(a)	542.49	321.51
Trade receivables	8(b)	55.38	52.75
Cash and cash equivalents	8(c)	4.65	9.73
Other bank balances	8(d)	20.32	19.12
Other financial assets	8(e)	3.33	90.68
Other current assets	9	7.57	10.25
<b>Total current assets (B)</b>		<b>656.45</b>	<b>519.39</b>
<b>Total assets (A+B)</b>		<b>5,186.28</b>	<b>5,726.45</b>
<b>EQUITY AND LIABILITIES</b>			
<b>EQUITY</b>			
Equity share capital	10	281.50	281.50
Instruments entirely equity in nature	11	718.60	718.60
Other equity	12	292.45	308.33
<b>Total equity (C)</b>		<b>1,292.55</b>	<b>1,308.43</b>
<b>LIABILITIES</b>			
<b>Non-current liabilities</b>			
Financial liabilities	13		
Borrowings	13(a)	-	3,052.13
Lease liability	13(b)	59.65	65.42
Other non-current liabilities	14	666.26	729.26
Deferred tax liability (net)	15	104.04	108.49
Provisions	16	7.92	7.14
<b>Total non-current liabilities (D)</b>		<b>837.87</b>	<b>3,962.44</b>
<b>Current liabilities</b>			
Financial liabilities	17		
Borrowings	17(a)	2,989.93	393.92
Lease liability	17(b)	6.84	6.21
Trade payables	17(c)		
Total outstanding dues of micro enterprises and small enterprises	17(c)	0.60	0.93
Total outstanding dues to creditors other than micro enterprises and small enterprises	17(c)	17.35	16.74
Other current liabilities	18	41.14	37.78
Provisions	19	0.00	0.00
<b>Total current liabilities (E)</b>		<b>3,055.86</b>	<b>455.58</b>
<b>Total Liabilities (F=D+E)</b>		<b>3,893.73</b>	<b>4,418.02</b>
<b>Total equity and liabilities (C+F)</b>		<b>5,186.28</b>	<b>5,726.45</b>

See accompanying notes forming part of the financial statements

1 - 44

in terms of our reports attached  
**For Deloitte Haskins & Sells LLP**  
Chartered Accountants

**Vikas Khurana**  
Partner



Date: May 22, 2024  
Place: Noida

**Pankhuri Agrawal**  
Company Secretary

Date: May 22, 2024  
Place:

**For and on behalf of Board of Directors**

**Jay Shankar Shukla**  
Director  
DIN: 03121099  
Date: May 22, 2024  
Place:

**Murtuza Kakaji**  
Director  
DIN: 08959504  
Date: May 22, 2024  
Place:



Statement of Profit and Loss for the year ended March 31, 2024

(All amounts in INR million unless stated otherwise)

Particulars	Note	For the year ended March 31, 2024	For the year ended March 31, 2023
<b>Income</b>			
Revenue from operations	20	593.34	637.86
Other income	21	85.67	89.99
<b>Total income (A)</b>		<b>679.01</b>	<b>727.85</b>
<b>Expenses</b>			
Employee benefits expenses	22	4.46	3.23
Finance costs	23	246.55	258.37
Depreciation expenses	24	202.04	202.03
Other expenses	25	213.27	73.38
<b>Total expenses (B)</b>		<b>666.32</b>	<b>537.01</b>
<b>Profit before tax (C=A-B)</b>		<b>12.69</b>	<b>190.84</b>
<b>Tax expense:</b>			
Current tax	15	-	-
Deferred tax		3.89	50.21
<b>Total tax expenses (D)</b>		<b>3.89</b>	<b>50.21</b>
<b>Profit after tax (E=C-D)</b>		<b>8.80</b>	<b>140.63</b>
<b>Other comprehensive income</b>			
Other comprehensive income/(loss) not to be reclassified to profit or loss in subsequent periods:			
Re-measurement gains on defined benefit plans		(0.03)	(0.01)
Income tax effect of re-measurement gains on defined benefit plans		0.01	-
<b>Other comprehensive loss for the year, net of tax (F)</b>		<b>(0.02)</b>	<b>(0.01)</b>
<b>Total comprehensive income for the year, net of tax (G=E+F)</b>		<b>8.78</b>	<b>140.62</b>
<b>Earnings per share:</b>			
(a) Basic (INR)	26	0.09	1.41
(b) Diluted (INR)		0.09	1.41

See accompanying notes forming part of the financial statements

1 - 44

in terms of our reports attached

For Deloitte Haskins & Sells LLP  
Chartered Accountants

Vikas Khurana  
Partner

Date: May 22, 2024  
Place: Noida



Pankhuri Agrawal  
Company Secretary

Date: May 22, 2024  
Place:

For and on behalf of Board of Directors

Jay Shankar Shukla Murtuza Kakuji  
Director Director  
DIN: 03121099 DIN: 08959504  
Date: May 22, 2024 Date: May 22, 2024  
Place: Place:



MS

D9

Clean Sustainable Energy Private Limited  
CIN - U40300MH2013PTC248435  
Statement of Cash Flows for the year ended March 31, 2024  
(All amounts in INR million unless stated otherwise)

Particulars	For the year ended March 31, 2024	For the year ended March 31, 2023
<b>A. Cash flow from operating activities</b>		
Profit before tax	12.69	190.84
<b>Adjustments</b>		
Interest income on fixed deposits	(24.81)	(14.65)
Unwinding interest income on claim received	(20.13)	-
Finance costs	238.24	250.29
Interest on decommissioning liability	0.73	0.66
Interest on lease liability	7.59	7.43
Loss on disposal of Property, plant and equipment	3.20	-
Loss / (Income) on Goods and Services Tax and Safeguard duty	119.23	(62.75)
Depreciation and amortisation expenses	202.04	202.03
Profit on sale of investments in mutual funds	(24.78)	(6.52)
Gain on change in fair value of investment in mutual fund	(15.01)	(4.64)
Revenue from goods and service tax claim	(29.32)	(37.22)
Share based payment expense	0.13	-
Gratuity expense and Leave encashment	0.12	0.09
<b>Operating profit before working capital changes</b>	<b>469.92</b>	<b>525.56</b>
<b>Adjustment for working capital changes</b>		
Changes in inventories	(7.35)	(2.13)
Changes in trade receivable	(2.63)	5.48
Changes in other financial assets	483.97	95.86
Changes in other current assets	2.68	(6.45)
Changes in trade payables	0.26	3.65
Changes in other non-current liabilities	(33.68)	-
Changes in non-current provision	(0.11)	0.09
Changes in other current liabilities	12.85	1.35
<b>Cash generated from operations</b>	<b>925.91</b>	<b>623.41</b>
Income tax paid (net of income tax refund)	2.69	12.78
<b>Net cash generated from operating activities</b>	<b>928.60</b>	<b>636.19</b>
<b>B. Cash flow from investing activities</b>		
Purchase of property, plant and equipment	(4.86)	(12.75)
Investment in mutual fund	(1,040.27)	(608.31)
Proceeds from sale of short term investments	859.09	297.97
Investment in fixed deposits	-	(654.88)
Proceeds from redemption of fixed deposits	-	650.00
Interest received on fixed deposits	2.05	14.65
<b>Net cash used in investing activities</b>	<b>(183.99)</b>	<b>(313.32)</b>
<b>C. Cash flow from financing activities</b>		
Repayment of non-current borrowings	(325.25)	(133.60)
Proceeds from current borrowings	-	0.13
Repayment of current borrowings	(200.36)	(16.58)
Payment of lease liability	(12.72)	-
Payment of interest and other borrowing costs	(211.36)	(222.07)
<b>Net cash used in financing activities</b>	<b>(749.69)</b>	<b>(372.12)</b>
<b>Net decrease in cash and cash equivalents (A+B+C)</b>	<b>(5.08)</b>	<b>(49.25)</b>
Cash and cash equivalents at the beginning of the year	9.73	58.98
<b>Cash and cash equivalents at the end of the year</b>	<b>4.65</b>	<b>9.73</b>

Components of cash and cash equivalents	As at March 31, 2024	As at March 31, 2023
Balance with banks in current accounts	4.65	9.73
<b>Cash and cash equivalents</b>	<b>4.65</b>	<b>9.73</b>

See accompanying notes forming part of the financial statements

1 - 44

in terms of our reports attached  
For Deloitte Haskins & Sells LLP  
Chartered Accountants

Vikas Khurana  
Partner

Date: May 22, 2024  
Place: Noida



Pankhuri Agrawal  
Company Secretary

Date: May 22, 2024  
Place:

For and on behalf of Board of Directors

Jay Shankar Shukla

Director  
DIN: 03121099  
Date: May 22, 2024  
Place:

Murtuza Kakuji

Director  
DIN: 08959504  
Date: May 22, 2024  
Place:



Clean Sustainable Energy Private Limited

CIN - U40300MH2013PTC248435

Statement of changes in equity for the year ended March 31, 2024

(All amounts in INR million unless stated otherwise)

(a) Equity share capital

Particulars	Number	Amount
Balance as at April 01, 2022	2,81,50,000	281.50
Change in equity share capital (refer note 10)	-	-
Balance as at March 31, 2023	2,81,50,000	281.50
Change in equity share capital (refer note 10)	-	-
Balance as at March 31, 2024	2,81,50,000	281.50

(b) Instruments entirely equity in nature

Particulars	Number	Amount
Balance as at April 01, 2022	7,18,60,000	718.60
Movement during the year	-	-
Balance as at March 31, 2023	7,18,60,000	718.60
Movement during the year	-	-
Balance as at March 31, 2024	7,18,60,000	718.60

(c) Other equity

Particulars	Retained earnings	Debenture Redemption Reserve	Equity component of interest free related party loan	Share based payment reserve	Total Amount
Balance as at April 01, 2022	-	110.65	69.09	-	179.74
Profit for the year	140.63	-	-	-	140.63
Other comprehensive income, net of tax	(0.01)	-	-	-	(0.01)
Adjustment of deferred tax liability on equity component	-	-	(12.03)	-	(12.03)
Transfer to Debenture redemption reserve	(140.62)	140.62	-	-	-
Balance as at March 31, 2023	0.00	251.27	57.06	-	308.33
Profit for the year	8.80	-	-	-	8.80
Other comprehensive loss, net of tax	(0.02)	-	-	-	(0.02)
Adjustment of equity component on repayment of loan (net of tax)	-	-	(24.79)	-	(24.79)
Transfer to Debenture redemption reserve	(37.31)	37.31	-	-	-
Equity contribution	-	-	-	0.13	0.13
Balance as at March 31, 2024	(28.53)	288.58	32.27	0.13	292.45

See accompanying notes forming part of the financial statements

1 - 44

in terms of our reports attached

For Deloitte Haskins & Sells LLP

Chartered Accountants

  
Vikas Khurana  
Partner


Date: May 22, 2024  
Place: Noida



  
Pankhuri Agrawal  
Company Secretary

Date: May 22, 2024  
Place:

For and on behalf of Board of Directors

  
Jay Shankar Shukla Murtuza Kakuji  
Director Director  
DIN: 03121099 DIN: 08959504  
Date: May 22, 2024 Date: May 22, 2024  
Place: Place:



MS  
D9

## 1. Corporate information

Clean sustainable energy private limited ("the Company") is a private Company domiciled in India and incorporated on September 23, 2013 under the provisions of the Companies Act applicable in India. The Company is wholly owned subsidiary of Avaada Energy Private Limited. The registered office of the Company is located at 406, 4th Floor, Hubtown Solaris, N.S. Phadke Marg, Andheri (East), Mumbai - 400069. The Company has an installed generation capacity of 60MW & 40MW (total capacity 100MW) solar power project as on September 16, 2018 and October 06, 2018 respectively at Bhadla, Rajasthan.

The Company is engaged in generation and sale of solar power.

## 2. Material accounting policies

### 2.1 Statement of compliance and basis of preparation

The financial statements of the Company have been prepared in accordance with Indian Accounting Standards (Ind AS) notified under section 133 of the Companies Act, 2013, read together with Rule 3 of the Companies (Indian Accounting Standards) Rules, 2015, as amended from time to time.

The financial statements have been prepared on the accrual and going concern basis and the historical cost convention except for derivative financial instruments, certain financial assets and liabilities measured at fair value and employee benefit expenses. Historical cost is generally based on the fair value of the consideration given in exchange for goods and services.

All amounts disclosed in these financial statements have been rounded to the nearest million as per the requirements of Schedule III of the Companies Act, 2013, unless otherwise stated.

### 2.2 Summary of material accounting policies

#### a) Use of estimates

The preparation of financial statements in conformity with recognition and principle criteria of Ind AS requires the Management to make judgments, estimates and assumptions that affect the reported amounts of revenues, expenses, assets and liabilities and the disclosure of contingent liabilities, at the end of the reporting period. Although these estimates are based on the Management's best knowledge of current events and actions, uncertainty about these assumptions and estimates could result in the outcomes requiring a material adjustment to the carrying amounts of assets or liabilities in future periods.

#### b) Current and non-current classification

The Company presents assets and liabilities in the balance sheet based on current/non-current classification.

An asset is treated as current when it is:

- expected to be realized or intended to sold or consumed in normal operating cycle;
- held primarily for the purpose of trading;
- expected to be realized within twelve months after the reporting period; or
- cash or cash equivalents unless restricted from being exchanged or used to settle a liability for at least twelve months after the reporting period

All other assets are classified as non-current.

A liability is treated as current when it is:

- expected to be settled in normal operating cycle;
- held primarily for the purpose of trading;
- due to be settled within twelve months after the reporting period; or
- there is no unconditional right to defer the settlement of the liability for at least twelve months after the reporting period

All other liabilities are classified as non-current.

Deferred tax assets/liabilities are classified as non-current assets/liabilities.

The operating cycle is the time between the acquisition of assets for processing and their realization/settlement in cash and cash equivalents. The Company has identified twelve months as their operating cycle for classification of their current assets and liabilities.

#### c) Property, plant and equipment

Property, plant and equipment is stated at cost, net of accumulated depreciation and accumulated impairment losses, if any. The cost of property, plant and equipment comprises its purchase price net of any trade discounts and rebates, any import duties and other taxes (other than subsequently recoverable from tax authorities), any directly attributable expenditure on making the asset ready for its intended use and borrowing costs attributable to acquisition of qualifying assets up to the date the asset is ready for its intended use.

Cost also includes replacing part of the plant and equipment and borrowing costs for long-term construction projects if the recognition criteria are met. When significant parts of plant and equipment are required to be replaced at intervals, the Company depreciates them separately based on their specific useful lives. Likewise, when a major inspection is performed, its cost is recognised in the carrying amount of the plant and equipment as a replacement if the recognition criteria are satisfied. All other repair and maintenance costs are recognised in the statement of Profit or Loss as incurred. The present value of the expected cost for the decommissioning of an asset after its use is included in the cost of the respective asset if the recognition criteria for a provision are met.



NA  
D9

e

d) **De-recognition**

An item of property, plant and equipment and any significant part initially recognized is derecognized upon disposal or when no future economic benefits are expected from its use or disposal. Any gain or loss arising on de-recognition of the asset (calculated as the difference between the net disposal proceeds and the carrying amount of the asset) is included in the Statement of Profit and Loss when the asset is derecognized.

e) **Depreciation**

Depreciation is provided for property, plant and equipment on a straight line basis so as to expense the cost less residual value over their estimated useful lives, based on useful life given in schedule II of Companies Act except solar power generating assets, where estimated useful life considered based on a technical evaluation. The estimated useful lives and residual values are reviewed at the end of each reporting period, with the effect of any change in estimate accounted for on a prospective basis.

Type of asset	Useful lives
Buildings & Improvement (Solar Power Generating System)	25 years
Plant and equipment (Solar Power Generating System)	25 years
Plant and equipment (Other )	15 years
Vehicles	10 years
Computer equipment	3 years
Office equipment	5 years

Assets individually costing less than Rs. 5,000 are fully depreciated in the year of acquisition.

The assets' residual values and useful lives are reviewed at each financial year end or whenever there are indicators for impairment, and adjusted prospectively.

Changes in the expected useful life or the expected pattern of consumption of future economic benefits embodied in the asset are considered to modify the depreciation period or method, as appropriate, and are treated as changes in accounting estimates. The depreciation expense on tangible assets is recognised in the Statement of Profit and Loss unless such expenditure forms part of carrying value of another asset.

The residual values, useful lives and methods of depreciation of property, plant and equipment are reviewed at each financial year end and adjusted prospectively, if appropriate.

f) **Leases**

The Company assesses at contract inception whether a contract is, or contains, a lease. That is, if the contract conveys the right to control the use of an identified asset for a period of time in exchange for consideration.

As a lessee

The Company applies a single recognition and measurement approach for all leases except for leases of low-value assets and short term leases. The Company recognises lease liabilities to make lease payments and right-of-use assets representing the right to use the underlying assets.

i) **Right-of-use assets**

The Company recognizes right-of-use assets at the commencement date of lease (i.e., the date of underlying asset is ready for use). Right-of-use assets are measured at cost, less any accumulated depreciation and impairment losses, and adjusted for any remeasurement of lease liabilities. The cost of right-of-use assets includes the amount of lease liabilities recognised, initial direct costs incurred, and lease payments made at or before the commencement date less any lease incentives received. Right-of-use assets are depreciated on a straight-line basis over the short lease term or useful life.

If ownership of the leased asset transfers to the Company at the end of the lease term or the cost reflects the exercise of a purchase option, depreciation is calculated using the estimated useful life of the asset  
 The right-of-use asset are also subject to impairment.

ii) **Lease liabilities**

At the commencement date of the lease, the Company recognizes lease liabilities measured at the present value of lease payments to be made over the lease term. The lease payments include fixed payments (including in substance fixed payments) less any lease incentives receivables, variable lease payments that depend on an index or a rate, and amounts expected to be paid under residual value guarantees. The lease payments also include the exercise price of a purchase option reasonably certain to be exercised by the Company and payments of penalties for terminating the lease, if the lease term reflects the Company exercising the option to terminate. Variable lease payments that do not depend on an index or a rate are recognized as expense (unless they are incurred to produce inventories) in the period in which the event or condition that triggers the payment occurs.

In calculating the present value of lease payments, the Company uses its incremental borrowing rate at the lease commencement date because the interest rate implicit in the lease is not readily determinable. After the commencement date, the amount of lease liabilities is increased to reflect the accretion of interest and reduced for the lease payments made. In addition, the carrying amount of lease liabilities is remeasured if there is a modification, a change in the lease term, a change in the lease payments (e.g., change to future payments resulting from a change in an index or rate used to determine such lease payments) or a change in the assessment of an option to purchase the underlying asset.



MA  
 29

e

**iii) Short-term leases and leases of low-value assets**

The Company applies the short-term lease recognition exemption to its short-term leases (i.e., those leases that have a lease term of 12 months or less from the commencement date and do not contain a purchase option). exemption also applies the lease of low-value assets recognition that are considered to be low value. Lease payments on short-term leases and leases of low value assets are recognised as expense on a straight-line basis over the lease term.

**g) Borrowing costs**

Borrowing costs directly attributable to the acquisition, construction or production of an asset that necessarily takes a substantial period of time to get ready for its intended use or sale are capitalized as part of the cost of the respective asset. All other borrowing costs are expensed in the period they occur.

Borrowing cost includes interest, amortization of ancillary costs incurred in connection with the arrangement of borrowings and exchange differences arising from foreign currency borrowings to the extent they are regarded as an adjustment to the interest cost less any interest income earned on temporary investment of specific borrowings pending their expenditure on qualifying assets.

Borrowing cost includes interest expense as per effective interest rate (EIR). EIR is the rate that exactly discounts the estimated future cash payments or receipts over the expected life of the financial liability or a shorter period, where appropriate, to the amortised cost of a financial liability after considering all the contractual terms of the financial instrument.

The Company determines the amount of borrowing costs eligible for capitalisation as the actual borrowing costs incurred on that borrowing during the period, to the extent that an entity borrows funds specifically for obtaining a qualifying asset. In case if the Company borrows generally and uses the funds for obtaining a qualifying asset, borrowing costs eligible for capitalisation are determined by applying a capitalisation rate to the expenditures on that asset.

**h) Inventories**

Inventories comprises stores and spare parts and is carried at are carried at lower of cost and net realisable value. Cost includes cost of purchase and other costs incurred in bringing the inventories to their present location and condition. Net realisable value represents the estimated selling price in the ordinary course of business less costs necessary to make the sale.

**i) Financial instruments**

A financial instrument is any contract that gives rise to a financial asset of one entity and a financial liability or equity instrument of another entity.

**Financial asset**

Financial assets are recognised when an entity becomes a party to the contractual provisions of the instruments. Financial assets are initially measured at fair value. Trade receivables that do not contain a significant financing component or for which the Company has applied the practical expedient are measured at the transaction price. Transaction costs that are directly attributable to the acquisition or issue of financial assets (other than financial assets at fair value through profit or loss) are added to the fair value of the financial assets on initial recognition. Transaction costs directly attributable to the acquisition of financial assets at fair value through profit or loss (FVTPL) are recognised in the Statement of Profit and Loss.

All recognised financial assets are subsequently measured in their entirety at either amortised cost or fair value, depending on the classification of the financial assets. With the exception of trade receivables that do not contain a significant financing component or for which the Company has applied the practical expedient.

Financial assets that are held within a business model whose objective is to hold assets in order to collect contractual cash flows; and the contractual terms of the instrument give rise on specified dates to cash flows that are solely payments of principal and interest on the principal amount outstanding are subsequently measured at amortised cost (except for financial assets that are designated as at FVTPL on initial recognition) using the effective interest (EIR) method and are subject to impairment.

Financial assets that are held within a business model whose objective is achieved both by collecting contractual cash flows and selling financial assets; and the contractual terms of the instrument give rise on specified dates to cash flows that are solely payments of principal and interest on the principal amount outstanding are subsequently measured at fair value through other comprehensive income (except for financial assets that are designated as at FVTPL on initial recognition).

All other financial assets are subsequently measured at fair value.

The effective interest method is a method of calculating the amortised cost of a financial asset and of allocating interest income over the relevant period. The effective interest rate is the rate that exactly discounts estimated future cash receipts through the expected life of the financial asset, or, where appropriate, a shorter period, to the gross carrying amount on initial recognition. Income is recognised on an effective interest basis for financial assets other than those financial assets classified as at FVTPL. Interest income is recognised in the Statement of Profit and Loss and is included in the 'Other income'.

The Company derecognises a financial asset when the contractual rights to the cash flows from the asset expire, or when it transfers the financial asset and substantially all the risks and rewards of ownership of the asset to another party. On derecognition of a financial asset in its entirety, the difference between the asset's carrying amount and the sum of the consideration received and receivable is recognised in the Statement of Profit and Loss.



e





The Company assesses at each Balance Sheet date whether a financial asset or a group of financial assets is impaired. Ind AS 109 requires expected credit losses to be measured through a loss allowance. The Company recognizes loss allowances using the expected credit loss (ECL) model for the financial assets which are not fair valued through profit or loss.

The Company recognises lifetime expected losses for all trade receivables. For all other financial assets, expected credit losses are measured at an amount equal to the 12 month expected credit losses or at an amount equal to the life time expected credit losses if the credit risk on the financial asset has increased significantly since initial recognition. The amount of expected credit losses (or reversal) that is required to adjust the loss allowance at the reporting date to the amount that is required to be recognised is recognized as an impairment gain or loss in profit or loss.

For trade receivables, the Company applies a simplified approach in calculating ECLs. Therefore, the Company does not track changes in credit risk, but instead recognises a loss allowance based on lifetime ECLs at each reporting date.

#### Financial Liabilities

Financial liabilities are recognised when an entity becomes a party to the contractual provisions of the instruments. Financial liabilities are initially measured at fair value. Transaction costs that are directly attributable to the acquisition or issue of financial liabilities (other than financial liabilities at FVTPL) are deducted from the fair value of the financial liabilities on initial recognition. Transaction costs directly attributable to the acquisition of financial liabilities at FVTPL are recognised immediately in the Statement of Profit and Loss and is included in 'finance costs'.

Financial liabilities are classified as at FVTPL when the financial liability is held for trading or it is designated as at FVTPL all other financial liabilities are subsequently measured at amortised cost using the effective interest rate method or at FVTPL.

The effective interest rate method is a method of calculating the amortised cost of a financial liability and of allocating interest expense and other directly attributable costs over the relevant period. The effective interest rate is the rate that exactly discounts estimated contracted future cash payments through the expected life of the financial liability to the net carrying amount on initial recognition. The expected life of a financial liability can be a shorter period when the contractual arrangements include prepayment provisions and when such prepayments are expected.

Expense is recognised on an effective interest basis for financial liabilities other than those financial liabilities classified as at FVTPL. Interest expense is recognised in profit or loss and is included in the 'Finance costs' line item.

Non-refundable fees and related direct costs associated with the origination of borrowings are deferred and netted against borrowings and recognised using effective interest rate method.

The Company derecognises financial liabilities when, and only when, the Company's obligations are discharged, cancelled or have expired. The difference between the carrying amount of the financial liability derecognised and the consideration paid and payable is recognised in the Statement of Profit and Loss.

The Company's financial liabilities comprise of borrowings, trade payables and other payables. These liabilities are measured subsequently at amortised cost.

#### Reclassification of financial assets

The Company determines classification of financial assets and liabilities on initial recognition. After initial recognition, no reclassification is made for financial assets which are equity instruments and financial liabilities. For financial assets which are debt instruments, a reclassification is made only if there is a change in the business model for managing those assets. Changes to the business model are expected to be infrequent. The Company's senior Management determines change in the business model as a result of external or internal changes which are significant to the Company's operation. Such changes are evident to external parties. A change in the business model occurs when the Company either or ceases to perform an activity that is significant to its operations. If the Company reclassifies financial assets, it applies the reclassification prospectively from the reclassification date which is the first day of the immediate next reporting period following the change in the business model. The Company does not restate any previously recognized gains, losses (including impairment gains or losses) or interest.

#### Offsetting of financial instruments

Financial assets and financial liabilities are offset and the net amount is reported in the balance sheet if there is a currently enforceable legal right to offset the recognized amounts and there is an intention to settle on a net basis, to realize the assets and settle the liabilities simultaneously.

#### j) Cash & cash equivalents and bank deposits

Cash consists of balances with banks which are unrestricted for withdrawal and usage. The Company considers all highly liquid financial instruments, which are readily convertible into known amounts of cash that are subject to an insignificant risk of change in value and having original maturities of three months or less from the date of purchase, to be cash equivalents.

Short-term bank deposits are made for varying periods depending on the immediate cash requirements of the Company. Cash and cash equivalents include bank deposits having original maturity period of less than three months. Bank deposits with original maturity period of more than three months but less than 12 months are presented as 'Other bank balances'. Bank deposits with original maturity of more than twelve months are presented as 'Other financial assets'.



**k) Revenue recognition**

Revenue from contracts with customers is recognized on transfer of control of promised goods or services to a customer at an amount that reflects the consideration to which the Company is expected to be entitled to in exchange for those goods or services,

**Sale of power**

**Revenue arrangement**

The Company's revenue arrangement is based on long term Power Purchase Agreement (PPA) with its customer. As per the PPA the Company's performance obligation is to supply solar power at the rates specified in the PPA.

**Recognition**

Revenue from sale of power is recognized when persuasive evidence of an arrangement exists, the fee is fixed or determinable, solar energy kilowatts are supplied and collectability is reasonably assured. Revenue is based on the solar energy kilowatts actually supplied to customers multiplied by the rate per kilowatt hour agreed to in the respective PPAs.

**Measurement**

Revenue towards satisfaction of a performance obligation is measured at the amount of transaction price (net of variable consideration) allocated to that performance obligation. The transaction price is net of goods and service tax and variable considerations. The variable considerations are estimate of the expected amounts based on an analysis of historical experience, or as the most likely amount in a range of possible outcomes. The Company recognises revenue when obligations under the terms of a contract are satisfied and control is transferred.

**Interest income**

Interest Income from a Financial Assets is recognised using effective interest rate method.

Interest income from a financial asset is recognised when it is probable that the economic benefits will flow to the Company and the amount of income can be measured reliably. Interest income is accrued on a time basis, by reference to the principal outstanding and at the effective interest rate applicable, which is the rate that exactly discounts estimated future cash receipts through the expected life of the financial asset to that asset's gross carrying amount on initial recognition. Interest income is included in the Statement of Profit and Loss.

**l) Income taxes**

Tax expense represents the sum of current tax and deferred tax. Current and deferred tax are recognised in the Statement of Profit and Loss, except when they relate to items that are recognised in other comprehensive income or directly in equity, in which case, the current and deferred tax are also recognised in other comprehensive income or directly in equity respectively.

Current tax is provided at amounts expected to be paid (or recovered) using the tax rates and laws that have been enacted or substantively enacted by the reporting date and includes any adjustment to tax payable in respect of previous years.

Subject to exceptions below, deferred tax is provided, using the balance sheet method, on all deductible and taxable temporary differences at the reporting date between the tax bases of assets and liabilities and their carrying amounts for financial reporting purposes, on carry forward of unused tax credits and unused tax loss:

- deferred income tax is not recognised on the initial recognition of an asset or liability in a transaction that is not a business combination and, at the time of the transaction, affects neither the accounting profit nor taxable profit or loss; and

- deferred tax assets are recognised only to the extent that it is more likely than not that they will be recovered.

Deferred tax liabilities are recognised for all taxable temporary differences. Deferred tax assets are generally recognised for all deductible temporary differences to the extent that it is probable that taxable profits will be available against which those deductible temporary differences can be utilised.

Deferred tax assets and liabilities are measured at the tax rates that are expected to apply to the year when the asset is realized or the liability is settled, based on tax rates (and tax laws) that have been enacted or substantively enacted at the reporting date. Tax relating to items recognized outside profit or loss is recognised outside profit or loss (either in other comprehensive income or equity).

The carrying amount of deferred tax assets is reviewed at each reporting date and is adjusted to the extent that it is no longer probable that sufficient taxable profit will be available to allow all or part of the asset to be recovered.

Deferred tax assets and liabilities are offset when they relate to income taxes levied by the same taxation authority and the Company intends to settle its current tax assets and liabilities on a net basis.

**m) Segment reporting**

An operating segment is a component of the Company that engages in business activities from which it may earn revenues and incur expenses, including revenues and expenses that relate to transactions with any of the Company's other components, and for which discrete financial information is available. All operating segments' operating results are regularly reviewed by the Company's chief operating decision maker to make decisions about resources to be allocated to the segments and assess their performance.



*[Handwritten signature]*



**n) Earnings per share**

Basic earnings per share are calculated by dividing the net profit or loss for the period attributable to equity shareholders (after deducting attributable taxes) by the weighted average number of equity shares outstanding during the period. The weighted average numbers of shares also includes fixed number of equity shares that are issuable on conversion of a mandatorily convertible instrument, from the date consideration is received (generally the date of their issue) of such instruments. Partly paid equity shares are treated as a fraction of an equity share to the extent that they are entitled to participate in dividends relative to a fully paid equity share during the reporting period. The weighted average number of equity shares outstanding during the period is adjusted for events such as bonus issue, bonus element in a rights issue, share split and reverse share split (consolidation of shares) that have changed the number of equity shares outstanding, without a corresponding change in resources.

For the purpose of calculating diluted earnings per share, the net profit or loss for the period attributable to equity shareholders and the weighted average number of shares outstanding during the period are adjusted for the effects of all dilutive potential equity shares except where results are anti-dilutive.

The number of equity shares and potentially dilutive equity shares are adjusted retrospectively for all periods presented for any bonus issue, bonus element in a rights issue, share split and reverse share split (consolidation of shares).

**o) Provisions, contingencies and commitments**

**General**

Provisions are recognized when the Company has a present obligation (legal or constructive) as a result of a past event, it is probable that an outflow of resources embodying economic benefits will be required to settle the obligation and a reliable estimate can be made of the amount of the obligation. When the Company expects some or all of a provision to be reimbursed, the reimbursement is recognized as a separate asset but only when the reimbursement is virtually certain. The expense relating to any provision is presented in the Statement of Profit and Loss net of any reimbursement.

If the effect of the time value of money is material, provisions are discounted using a current pre-tax rate that reflects, when appropriate, the risks specific to the liability. When discounting is used, the increase in the provision due to the passage of time is recognized as a finance cost.

Provisions are reviewed at the end of each reporting period and adjusted to reflect the current best estimate. If it is no longer probable that an outflow of resources would be required to settle the obligation, the provision is reversed.

**Contingent assets / liabilities**

Contingent assets are not recognised. However, when realisation of income is virtually certain, then the related asset is no longer a contingent asset, and is recognised as an asset.

A disclosure for contingent liabilities is made where there is-

- a) a possible obligation that arises from past events and whose existence will be confirmed only by the occurrence or non-occurrence of one or more uncertain future events not wholly within the control of the entity; or
- b) a present obligation that arises from past events but is not recognized because:

- it is not probable that an outflow of resources embodying economic benefit will be required to settle the obligation; or
- the amount of the obligation cannot be measured with sufficient reliability.

A contingent asset is a possible asset that arises from past events and whose existence will be confirmed only by the occurrence or non-occurrence of one or more uncertain future events not wholly within the control of the entity.

Commitments include the amount of purchase order (net of advances) issued to parties for completion of assets.

Provisions, contingent liabilities, contingent assets and commitments are reviewed at each reporting period.

Provisions for onerous contracts are recognized when the expected benefit to be derived by the Company from a contract are lower than the unavoidable costs of meeting the future obligations under the contract.

**p) Impairment of non-financial assets**

Cash generating units as defined in Ind AS 36 on impairment of assets are identified at the balance sheet date. At the date of Balance Sheet, if there are any internal or external indicators of impairment, or when annual impairment testing for an asset is required and the carrying amount of the cash generating unit exceeds its recoverable amount (i.e. the higher of the fair value less costs of disposal and value in use), an impairment loss is recognized. The carrying amount is reduced to the recoverable amount and the reduction is recognized as an impairment loss in the Statement of Profit and Loss. The impairment loss recognized in the prior accounting period is reversed to the extent of increase in the estimate of recoverable amount. Post impairment, depreciation is provided on the revised carrying value of the impaired asset over its remaining useful life.

In assessing value in use, the estimated future cash flows are discounted to their present value using an appropriate discount rate that reflects current market assessments of the time value of money and the risks specific to the asset. In determining fair value less costs of disposal, recent market transactions are taken into account. If no such transactions can be identified, an appropriate valuation model is used.

The Company bases its impairment calculation on most recent budgets and forecast calculations, which are prepared separately for the Company's CGUs to which the individual assets are allocated.

NA

DG



e



**q) Fair Value Measurement**

Fair value is the price that would be received to sell an asset or paid to transfer a liability in an orderly transaction between market participants at the measurement date. The fair value measurement is based on the presumption that the transaction to sell the asset or transfer the liability takes place either:

- In the principal market for the asset or liability
- In the absence of a principal market, in the most advantageous market for the asset or liability

The principal or the most advantageous market must be accessible by the Company.

The fair value of an asset or a liability is measured using the assumptions that market participants would use when pricing the asset or liability, assuming that market participants act in their economic best interest.

A fair value measurement of a non-financial asset takes into account a market participant's ability to generate economic benefits by using the asset in its highest and best use or by selling it to another market participant that would use the asset in its highest and best use.

The Company uses valuation techniques that are appropriate in the circumstances and for which sufficient data are available to measure fair value, maximizing the use of relevant observable inputs and minimizing the use of unobservable inputs.

All assets and liabilities for which fair value is measured or disclosed in the financial statements are categorized within the fair value hierarchy, described as follows, based on the lowest level input that is significant to the fair value measurement as a whole:

- Level 1 - Quoted (unadjusted) market prices in active markets for identical assets or liabilities
- Level 2 - Valuation techniques for which the lowest level input that is significant to the fair value measurement is directly or indirectly observable
- Level 3 - Valuation techniques for which the lowest level input that is significant to the fair value measurement is unobservable.

For assets and liabilities that are recognized in the financial statements on a recurring basis, the Company determines whether transfers have occurred between levels in the hierarchy by re-assessing categorisation (based on the lowest level input that is significant to the fair value measurement as a whole) at the end of each reporting period.

For the purpose of fair value disclosures, the Company has determined classes of assets and liabilities on the basis of the nature, characteristics and risks of the asset or liability and the level of the fair value hierarchy as explained above.

This note summarises accounting policy for fair value. Other fair value related disclosures are given in the relevant notes.

**r) Events occurring after the balance sheet date**

Impact of events occurring after the balance sheet date that provide additional information materially affecting the determination of the amounts relating to conditions existing at the balance sheet date are adjusted to respective assets and liabilities.

**s) Retirement and other employee benefits**

**(i) Short-term obligations** Liabilities for wages and salaries, including non-monetary benefits that are expected to be settled wholly within 12 months after the end of the period in which the employees render the related service are recognised in respect of employees' services up to the end of the reporting period and are measured at the amounts expected to be paid when the liabilities are settled.

**(ii) Other long-term employee benefit obligations** The liabilities for earned leave that are not expected to be settled wholly within 12 months are measured as the present value of expected future payments to be made in respect of services provided by employees up to the end of the reporting period using the projected unit credit method. The benefits are discounted using the discount rates for Government Securities (G-Sec) at the end of the reporting period that have terms approximating to the terms of the related obligation. Remeasurement as a result of experience adjustments and changes in actuarial assumptions are recognised in the Statement of Profit and Loss.

**Defined contribution plan**

Eligible employees of the Company receive benefits from the Provident Fund, administered by the Government of India, which is a defined contribution plan. Both the employees and the Company make monthly contributions to the Provident Fund equal to a specified percentage of the eligible employees' salary. The Company has no further funding obligation under the Provident Fund, beyond the contributions elected or required to be made thereunder. Contributions to the Provident Fund by the Company are charged to expense in the period in which services are rendered by the covered employees.

**Defined benefit plan**

Employees are entitled to benefits under the Payment of Gratuity Act, 1972 ('the Gratuity Act') a defined benefit post-employment plan covering eligible employees of the Company. This plan provides for a lump-sum payment to eligible employees at retirement, death, and incapacitation or on termination of employment, of an amount based on the respective employee's salary and tenure of employment.

For defined benefit retirement plan, the cost of providing benefits is determined using the projected unit credit method, with actuarial valuations being carried out at the end of each annual reporting period. Remeasurement, comprising actuarial gains and losses, is reflected immediately in the balance sheet with a charge or credit recognised in other comprehensive income in the period in which they occur. Past service cost is recognised in the Statement of Profit and Loss in the period of a plan amendment. Net interest is calculated by applying the discount rate at the beginning of the period to the net defined benefit liability or asset.



MA

29

e

Defined benefit costs are categorised as follows: service cost (including current service cost and past service cost, as well as gains and losses on curtailments and settlements); net interest expense or income; and remeasurement. The Company presents service cost and net interest expense or income in Statement of Profit and Loss in 'Employee benefits expense'.

t) **Share based payment**

Under the General Employee Share-option plan (GESP) (Stocks of Avaada Energy Private Limited being the holding company), employees (including senior executives) of the company receive remuneration in the form of share based payments, whereby employees render services as consideration for equity instruments (equity settled transactions). The cost of equity settled transactions is determined by the fair value at the date the fair value at the date when the grant is made using an appropriate valuation model.

Service and non market performance conditions are not taken into account when determining the grant date fair value of awards, but the likelihood of the conditions being met is assessed as part of the company's best estimate of the number of equity instruments that will ultimately vest. Market performance conditions are reflected within the grant date fair value.

No expense is recognized for awards that do not ultimately vest because non market performance and/or service conditions have not been met. Where awards include a market or non vesting conditions, the transactions are treated as vested irrespective of whether the market or non vesting condition is satisfied, provided that all other performance and/or service conditions are satisfied.

u) **Recent Indian Accounting Standards (Ind AS)**

There are no standards that are notified and not yet effective as on the date.

NA.

DG



Handwritten signature or mark.



3. Property, plant and equipment

	Building & improvements	Plant & machinery	Furniture & fixture	Office equipments	Computers	Vehicle	Total
<b>Gross block</b>							
As at April 1, 2022	135.72	5,095.52	0.12	1.97	0.02	0.06	5,233.41
Additions during the year	-	0.87	-	-	-	-	0.87
<b>As at March 31, 2023</b>	<b>135.72</b>	<b>5,096.39</b>	<b>0.12</b>	<b>1.97</b>	<b>0.02</b>	<b>0.06</b>	<b>5,234.28</b>
Additions during the year	-	5.04	-	-	-	-	5.04
Disposals/ Adjustments	-	(4.24)	-	-	-	-	(4.24)
<b>As at March 31, 2024</b>	<b>135.72</b>	<b>5,097.19</b>	<b>0.12</b>	<b>1.97</b>	<b>0.02</b>	<b>0.06</b>	<b>5,235.08</b>
<b>Accumulated depreciation</b>							
As at April 1, 2022	18.15	681.02	0.04	0.83	-	0.02	700.05
Depreciation during the year	5.16	193.76	0.01	0.37	0.01	0.01	199.32
<b>As at March 31, 2023</b>	<b>23.31</b>	<b>874.78</b>	<b>0.05</b>	<b>1.20</b>	<b>0.01</b>	<b>0.03</b>	<b>899.37</b>
Depreciation for the year	5.16	193.79	0.01	0.35	0.01	0.01	199.33
Disposals/ Adjustments	-	(0.85)	-	-	-	-	(0.85)
<b>As at March 31, 2024</b>	<b>28.47</b>	<b>1,067.72</b>	<b>0.06</b>	<b>1.55</b>	<b>0.02</b>	<b>0.04</b>	<b>1,097.85</b>
<b>Net block</b>							
As at March 31, 2024	107.25	4,029.47	0.06	0.42	0.00	0.02	4,137.23
As at March 31, 2023	112.41	4,221.61	0.07	0.77	0.01	0.03	4,334.91

Assets charged against borrowings - Property, plant and equipment (except Building & improvements) of the Company are subject to a first charge to secure the Company's borrowings, refer note 13(a).

**Impairment of Property, plant and equipment :**

The Company annually does qualitative and quantitative assessment whether events have occurred that would render the property, plant and equipment's carrying value not recoverable. As part of the Company's qualitative assessment, the Company concluded that no impairment indicators exists as on March 31, 2024 and March 31, 2023, however the Company performs the quantitative assessment and estimates the value in use by discounting the expected future operating cash flows to determine impairment effect. The Company has computed the value in use and concluded that there is no impairment during the year ended March 31, 2024 and March 31, 2023.

4. Right-of-use assets

Particulars	Land (Solar park facility) on lease	Total
<b>Gross Carrying amount</b>		
Balance as at April 01, 2022	64.98	64.98
Addition during the year	-	-
<b>Balance as at March 31, 2023</b>	<b>64.98</b>	<b>64.98</b>
Addition during the year	-	-
<b>Balance as at March 31, 2024</b>	<b>64.98</b>	<b>64.98</b>
<b>Accumulated Depreciation</b>		
Balance as at April 01, 2022	8.12	8.12
Depreciation for the year	2.71	2.71
<b>Balance as at March 31, 2023</b>	<b>10.83</b>	<b>10.83</b>
Depreciation for the year	2.71	2.71
<b>Balance as at March 31, 2024</b>	<b>13.54</b>	<b>13.54</b>
<b>Net Balance as at March 31, 2024</b>	<b>51.44</b>	<b>51.44</b>
Net Balance as at March 31, 2023	54.15	54.15

Refer note 13(a) for assets pledged as securities.



*e*



## 5. Non-current financial assets

## 5(a) Other financial assets

Particulars	As at	As at
	March 31, 2024	March 31, 2023
Carried at amortised cost		
Unsecured, considered good		
Claim receivable*	-	493.88
Term deposits with original maturity of more than 12 months**	335.81	316.08
Security deposits	0.33	0.33
<b>Total</b>	<b>336.14</b>	<b>810.29</b>

\*During the year 2018-19, the Company had filed a petition before the Hon'ble Central Electricity Regulatory Commission ("CERC") seeking declaration of GST introduction and imposition of Safeguard Duty as a 'Change in Law' Event under Article 12 of the PPA executed between the Company and Solar Energy Corporation of India Limited ("SECI") and grant of consequential reliefs by ordering SECI to pay the compensation to the Company, including, actual money spent by the Company towards Safeguard Duty amounting to INR 739.55 Mn and GST amounting to INR 190.84 Mn.

In the year 2020-21, the Company has received a favourable order dated January 28, 2020 from CERC in which it has confirmed the claim filed by Company and ordered SECI to reimburse INR 358.57 Mn w.r.t Safeguard Duty and INR 190.84 Mn w.r.t project cost increase due to GST. The Company further received order dated April 16, 2021 from CERC in which it has confirmed the balance claim w.r.t Safeguard Duty INR 380.98 Mn.

Till July 31, 2023, the Company has received the amount of INR 476.91 Mn (including interest) and on August 22, 2023, the Company has received amount of INR 418.05 Mn, which Management based on its discussion with SECI expects as the final settlement of the safeguard duty and GST claim receivable. The Company has accounted for the amount received modification of the claim receivable in the current year. This resulted in the loss on claims of INR 125.93 Mn, out of which INR 119.23 Mn is recorded in 'Other Expenses' and INR 6.70 Mn is reversed from 'Revenue from Operations'.

\*\*Term deposit of INR 335.81 Mn (March 31, 2023: INR 316.08 Mn) are under lien for the purpose of Debt Service Reserve Account (DSRA). Term deposit with remaining maturity over three months but less than twelve months. Refer note 13(a) for assets pledged as securities.

## 6. Non-current tax assets (net)

Particulars	As at	As at
	March 31, 2024	March 31, 2023
TDS Receivable	5.02	7.71
<b>Total</b>	<b>5.02</b>	<b>7.71</b>

## 7. Inventories

Particulars	As at	As at
	March 31, 2024	March 31, 2023
Stores and spares (lower of cost or net realisable value)	22.71	15.35
<b>Total</b>	<b>22.71</b>	<b>15.35</b>

Refer note 13(a) for assets pledged as securities.

## 8. Current financial assets

## 8(a) Investments

Particulars	As at	As at	As at	As at
	March 31, 2024	March 31, 2023	March 31, 2024	March 31, 2023
Carried at fair value through profit & loss	Number	Number		
ABSL Liquid Fund	9,86,112	7,18,047	384.27	260.71
ABSL CRISIL IBX AAA Jun 2023 Index Fund	-	19,16,219	-	20.18
ABSL Money Manager Fund	3,05,684	-	104.17	-
ABSL Arbitrage Fund	20,76,449	16,89,624	54.05	40.62
<b>Total</b>	<b>33,68,245</b>	<b>43,23,890</b>	<b>542.49</b>	<b>321.51</b>
Aggregate book value of quoted investments			542.49	321.51
Aggregate market value of quoted investments			542.49	321.51

Refer note 13(a) for assets pledged as securities.



Clean Sustainable Energy Private Limited

CIN - U40300MH2013PTC248435

Notes to financial statements for the year ended March 31, 2024

(All amounts in INR million unless stated otherwise)

8(b) Trade receivables

Particulars	As at March 31, 2024	As at March 31, 2023
Trade receivables		
Considered good - Secured	-	52.75
Considered good - Unsecured	55.38	-
<b>Total receivables</b>	<b>55.38</b>	<b>52.75</b>

No trade or other receivable are due from directors or other officers of the Company either severally or jointly with any other person. Nor any trade or other receivable are due from firms or private companies respectively in which any director is a partner, a director or a member.

Trade receivables for electricity sale are generally on terms of 30 days from the date of invoice.

Trade receivables ageing schedule as at March 31, 2024

Particulars	Outstanding for following periods from due date of payment						Total
	Not Due	Less than 6 months	6 months - 1 year	1-2 years	2-3 years	More than 3 years	
<b>(i) Undisputed Trade receivables</b>							
a) Considered good*	55.38	-	-	-	-	-	55.38
b) Significant increase in credit risk		-	-	-	-	-	-
c) Credit Impaired		-	-	-	-	-	-
<b>(ii) Disputed Trade receivables</b>							
a) Considered good		-	-	-	-	-	-
b) Significant increase in credit risk		-	-	-	-	-	-
c) Credit Impaired		-	-	-	-	-	-
<b>Total (i) + (ii)</b>	<b>55.38</b>	-	-	-	-	-	<b>55.38</b>

Trade receivables ageing schedule as at March 31, 2023

Particulars	Outstanding for following periods from due date of payment						Total
	Not Due	Less than 6 months	6 months - 1 year	1-2 years	2-3 years	More than 3 years	
<b>(i) Undisputed Trade receivables</b>							
a) Considered good*	52.75	-	-	-	-	-	52.75
b) Significant increase in credit risk		-	-	-	-	-	-
c) Credit Impaired		-	-	-	-	-	-
<b>(ii) Disputed Trade receivables</b>							
a) Considered good		-	-	-	-	-	-
b) Significant increase in credit risk		-	-	-	-	-	-
c) Credit Impaired		-	-	-	-	-	-
<b>Total (i) + (ii)</b>	<b>52.75</b>	-	-	-	-	-	<b>52.75</b>

\*INR 55.38 Mn (March 31, 2023: INR 52.75 Mn) is unbilled revenue included in trade receivables.

Refer note 13(a) for assets pledged as securities.

8(c) Cash and cash equivalents

Particulars	As at March 31, 2024	As at March 31, 2023
Balance with banks in current accounts	4.65	9.73
<b>Total</b>	<b>4.65</b>	<b>9.73</b>

Refer note 13(a) for assets pledged as securities.

For the purpose of Statement of cash flows, cash and cash equivalents comprise the following:

Particulars	As at March 31, 2024	As at March 31, 2023
Balance with banks in current accounts	4.65	9.73
<b>Total cash and cash equivalents</b>	<b>4.65</b>	<b>9.73</b>

8(d) Other bank balances

Particulars	As at March 31, 2024	As at March 31, 2023
Term deposits with original maturity of more than 3 months but less than 12 months	20.32	19.12
<b>Total</b>	<b>20.32</b>	<b>19.12</b>

Refer note 13(a) for assets pledged as securities.

MA

D9



e





8(e) Other financial assets

Particulars	As at March 31, 2024	As at March 31, 2023
<b>Unsecured, considered good</b>		
Term deposit with original maturity of more than 12 months*	1.85	-
Interest accrued on fixed deposits	0.01	0.01
Claim receivable (refer note 5(a))	-	90.67
Others receivable	1.47	-
<b>Total</b>	<b>3.33</b>	<b>90.68</b>

\*Term deposit with remaining maturity of less than 12 months.  
Refer note 13(a) for assets pledged as securities.

9. Other current assets

Particulars	As at March 31, 2024	As at March 31, 2023
Prepaid expenses	6.98	8.65
Advance to suppliers	0.59	1.60
<b>Total</b>	<b>7.57</b>	<b>10.25</b>

Refer note 13(a) for assets pledged as securities.

10. Equity share capital

Particulars	As at March 31, 2024	As at March 31, 2023	As at March 31, 2024	As at March 31, 2023
	Number	Number		
<b>Authorised share capital</b>				
Equity shares of INR 10 each	3,00,00,000	3,00,00,000	300.00	300.00
<b>Issued, subscribed and fully paid-up capital</b>				
Equity shares of INR 10 each	2,81,50,000	2,81,50,000	281.50	281.50
<b>Total</b>			<b>281.50</b>	<b>281.50</b>

(a) Reconciliation of shares outstanding at the beginning and at the end of the year

Particulars	As at March 31, 2024	As at March 31, 2023
	Number	Number
<b>Equity Shares of INR 10 each fully paid-up and held by:</b>		
At the commencement of the year	2,81,50,000	2,81,50,000
Add: Movement during the year	-	-
<b>At the end of the year</b>	<b>2,81,50,000</b>	<b>2,81,50,000</b>

(b) Terms/rights attached to equity shares

The Company has single class of equity shares having a par value of INR 10 per share. Each holder of equity shares is entitled to one vote per share. In the event of Liquidation of the Company, the holder of the equity shares will be entitled to receive remaining assets of the company, after distribution of preferential amounts. The distribution will be in proportion to the number of equity shares held by the shareholders.

(c) Shares held by Parent Company

Shares held by its Parent Company are as below:

Particulars	As at March 31, 2024	As at March 31, 2023
	Number	Number
Avaada Energy Private Limited*	2,81,50,000	2,81,50,000

(d) Particulars of share holdings more than 5% equity shares

Particulars	As at March 31, 2024		As at March 31, 2023	
	Number of shares	% holding in the class	Number of shares	% holding in the class
<b>Equity shares of INR 10 each fully paid-up and held by:</b>				
Avaada Energy Private Limited*	2,81,50,000	100%	2,81,50,000	100%

(e) Particulars of promoters holding

Particulars	As at March 31, 2024		As at March 31, 2023	
	Number of Shares	% holding in the class	Number of Shares	% holding in the class
<b>Equity shares of INR 10 each fully paid-up and held by:</b>				
Avaada Energy Private Limited*	2,81,50,000	100%	2,81,50,000	100%

\* One equity share held by Mr. Vineet Mittal jointly held with Avaada Energy Private Limited



**11. Instruments entirely equity in nature**

Particulars	As at March 31, 2024	As at March 31, 2023
<b>Fully compulsorily convertible debentures (FCCDs)</b>		
Opening balance	718.60	718.60
Movement during the year	-	-
<b>Closing balance</b>	<b>718.60</b>	<b>718.60</b>

Fully Compulsorily Convertible Debenture (FCCD) of face value of Rs. 10/- each, are convertible into equity share with conversion ratio is one equity share against one FCCD and carries nil rate of interest .

**12. Other equity**

Particulars	As at March 31, 2024	As at March 31, 2023
<b>Retained earnings</b>		
Opening balance	-	-
Net profit for the year	8.80	140.63
Items of other comprehensive income recognised directly in retained earnings	-	-
Remeasurements of post-employment benefit obligation, net of tax	(0.02)	(0.01)
Less - Transfer to Debenture Redemption Reserve	(37.31)	(140.62)
<b>Closing balance (A)</b>	<b>(28.53)</b>	<b>-</b>
<b>Equity component of interest free related party loan</b>		
Opening balance	57.06	69.09
Movement during the year	(33.13)	-
Adjustment:- Deferred tax liability on equity component	8.34	(12.03)
<b>Closing balance (B)</b>	<b>32.27</b>	<b>57.06</b>
<b>Debenture Redemption Reserve</b>		
Opening balance	251.27	110.65
Movement during the year	37.31	140.62
<b>Closing balance (C)</b>	<b>288.58</b>	<b>251.27</b>
<b>Share based payment reserve</b>		
Opening balance	-	-
Equity contribution (refer note 33)	0.13	-
<b>Closing balance (D)</b>	<b>0.13</b>	<b>-</b>
<b>Total (A+B+C+D)</b>	<b>292.45</b>	<b>308.33</b>

**Notes :**

**Retained Earning :** Retained earnings represent the amount of accumulated earnings of the Group and re-measurement differences on defined benefit plans. Retained earnings is a free reserve available to the Group and eligible for distribution to shareholders, in case where it is having positive balance representing net earnings till date.

**Debenture redemption reserve :** Company has voluntarily created Debenture Redemption Reserve for redemption of debentures.

**Share based payment reserve :** The Share based payment reserve is used to record the fair value of equity-settled share based payment transactions with employees.

**13. Non-current financial liabilities****13(a) Non-current borrowings**

Particulars	As at March 31, 2024	As at March 31, 2023
<b>Carried at amortised cost</b>		
<b>Secured</b>		
Non-convertible debentures (refer note (a) below)	2,987.28	3,167.30
<b>Unsecured</b>		
Loan from related parties (refer note (b) below) (refer note 31)	-	85.23
	<b>2,987.28</b>	<b>3,252.53</b>
<b>Less: Current maturities of long term borrowings (refer note 17(a))</b>	<b>2,987.28</b>	<b>200.40</b>
<b>Total</b>	<b>-</b>	<b>3,052.13</b>



e



**Summary of borrowings arrangement:****(a) Non-Convertible Debenture INR 2,987.28 Mn (March 31, 2023: INR 3,167.30 Mn) net of processing charges**

On March 2, 2022, the Company has issued 3,340 secured, redeemable, rated, listed non-convertible debentures "NCD" having face value of INR 1,000,000 each at fixed coupon rate of 6.75% (effective interest rate is 7.48%) per annum payable quarterly, at par aggregating to INR 3,340 Mn on private placement basis. NCDs are due for maturity on February 28, 2025. As outstanding amount of NCD is due within next twelve month, the entire amount of NCD outstanding of March 31, 2024 has been classified as "Current".

The Management is confident that the Company will able to repay the NCD's through refinancing either from the proceeds of fresh issuance of NCDs or a Term Loan facility. Further, the Parent Company (i.e. Avaada Energy Private Limited) has confirmed that it will continue to provide the financial support to the company in the foreseeable future as and when required. Hence, financial statements are prepared on going concern basis.

These NCDs are secured by:

- First ranking charge by way of mortgage over the all rights, interests and title of the Company in the leasehold rights in relation to the immovable properties.
- First ranking charge over all present and future moveable fixed assets, current assets and bank accounts of the Company, assignment/ security over rights under project documents, reserves maintained by the Company in connection with the Debentures.
- First ranking security (by way of assignment/charge) over all the rights, title, interest, benefits, claims and demands under project documents,
- Exclusive pledge over up to 99.99% of the total issued and paid-up share capital of the Company and 100% of the compulsory convertible debentures.
- Unconditional and irrevocable corporate guarantee from Avaada Solarise Energy Private Limited, Avaada SataramH Private Limited, Fermi Solarfarms Private Limited (on a joint and several basis) in favor of the debenture trustee, in accordance with the terms of the deed of guarantee.

As per the agreement with lenders, the Company has to comply with certain financial and non-financial covenant. The Company has complied with financials and material non-financial covenants.

**(b) Loan from Avaada Energy Private Limited INR Nil (March 31, 2023 : INR 85.23 Mn)**

The loan is interest-free and is repayable after compliances of loan conditions, prior approval and due satisfaction of lenders, as per Company estimation unsecured loan can be repaid after a period of eight years from disbursement and during the current year, the Company has repaid the entire outstanding amount of the loan.

**13(b) Lease liability**

Particulars	As at March 31, 2024	As at March 31, 2023
Carried at amortised cost		
Lease Liability	59.65	65.42
<b>Total</b>	<b>59.65</b>	<b>65.42</b>

**14. Other non-current liabilities**

Particulars	As at March 31, 2024	As at March 31, 2023
Carried at amortised cost		
Deferred revenue on safeguard duty (SGD) and GST (refer note 5(a))	666.26	729.26
<b>Total</b>	<b>666.26</b>	<b>729.26</b>

**15. Deferred tax liabilities (net)**

The major components of income tax expense for the year ended March 31, 2024 and March 31, 2023 are:

**(a) Statement of Profit or loss****Current tax:**

Current tax on profits for the year

Adjustments in respect of current income tax of previous year

**Total current tax expense**

**Deferred tax charge:**

Relating to origination and reversal of temporary differences

**Total deferred tax**

**Tax expense reported in the statement of profit or loss**

**Other comprehensive income/ (loss) section****Deferred tax charge/ (credit):**

Re-measurement gains/ (losses) on defined benefit plans

**Income tax charged / (credited) to other comprehensive income/ (loss)**

	As at March 31, 2024	As at March 31, 2023
Current tax:		
Current tax on profits for the year	-	-
Adjustments in respect of current income tax of previous year	-	-
<b>Total current tax expense</b>	<b>-</b>	<b>-</b>
Deferred tax charge:		
Relating to origination and reversal of temporary differences	3.89	50.21
<b>Total deferred tax</b>	<b>3.89</b>	<b>50.21</b>
<b>Tax expense reported in the statement of profit or loss</b>	<b>3.89</b>	<b>50.21</b>
Other comprehensive income/ (loss) section		
Deferred tax charge/ (credit):		
Re-measurement gains/ (losses) on defined benefit plans	0.01	-
<b>Income tax charged / (credited) to other comprehensive income/ (loss)</b>	<b>0.01</b>	<b>-</b>

**(b) Reconciliation of tax expense and the accounting profit multiplied by India's domestic tax rate for March 31, 2024 and March 31, 2023**

Accounting profit before income tax	12.69	190.84
At India's statutory income tax rate of 25.17% (March 31, 2023, 25.17%)	3.20	48.03
<b>Tax effect of amounts which are not deductible in calculating taxable income:</b>		
Effect of expenses that are not deductible in determining taxable profit	0.72	0.36
Adjustments in respect of earlier years	(0.03)	1.82
<b>Total adjustments</b>	<b>0.69</b>	<b>2.18</b>
<b>Income tax expense</b>	<b>3.89</b>	<b>50.21</b>



NA

Dg

e

**(c) Movement of Deferred tax balances for the year ended March 31, 2024 is as follows:**

Particulars	As at April 1, 2023	(Charge)/ credit to Statement of Profit and Loss	(Charge)/credit to other comprehensive income	Charge to equity component of interest free related party loan	As at March 31, 2024
Property, plant and equipment	(303.80)	(143.82)	-	-	(447.62)
Unabsorbed depreciation	164.30	5.27	-	-	169.57
Right of use assets	(13.63)	0.68	-	-	(12.95)
Lease liabilities	18.03	(1.29)	-	-	16.74
Non-convertible debentures	(9.84)	5.13	-	-	(4.71)
Long term borrowing equity component*	(9.97)	1.63	-	8.34	-
Deferred revenue on safeguard duty and GST	192.91	(16.29)	-	-	176.62
Claim Receivable	(147.12)	147.12	-	-	-
Decommissioning liabilities	1.74	0.18	-	-	1.92
Provision for expenses	-	0.07	-	-	0.07
Provision for employee benefits	0.06	0.03	0.01	-	0.10
Others	(1.17)	(2.61)	-	-	(3.78)
<b>Net deferred tax liability</b>	<b>(108.49)</b>	<b>(3.89)</b>	<b>0.01</b>	<b>8.34</b>	<b>(104.04)</b>

**Movement of Deferred tax balances for the year ended March 31, 2023 is as follows:**

Particulars	As at April 1, 2022	(Charge)/ credit to Statement of Profit and Loss	(Charge)/credit to other comprehensive income	Credit to equity component of interest free related party loan	As at March 31, 2023
Property, plant and equipment	(256.50)	(47.30)	-	-	(303.80)
Unabsorbed depreciation	171.94	(7.64)	-	-	164.30
Provision for expenses	0.01	(0.01)	-	-	-
Provision for employee benefits	0.04	0.02	-	-	0.06
Right of use assets	(14.31)	0.68	-	-	(13.63)
Lease liabilities	19.06	(1.03)	-	-	18.03
Decommissioning liabilities	1.57	0.17	-	-	1.74
Non-convertible debentures	(14.88)	5.04	-	-	(9.84)
Claim Receivable	(155.45)	8.33	-	-	(147.12)
Deferred revenue on safeguard duty and GST	202.27	(9.36)	-	-	192.91
Loan from related parties*	-	2.06	-	(12.03)	(9.97)
Others	-	(1.17)	-	-	(1.17)
<b>Net deferred tax liability</b>	<b>(46.25)</b>	<b>(50.21)</b>	<b>-</b>	<b>(12.03)</b>	<b>(108.49)</b>

\*Refer Note 12

**(d) The tax effects of significant temporary differences that resulted in deferred income tax assets and liabilities are as follows:**

Particulars	As at March 31, 2024	As at March 31, 2023
Deferred tax liabilities	(469.06)	(485.53)
Deferred tax assets	365.02	377.04
<b>Net deferred tax liability</b>	<b>(104.04)</b>	<b>(108.49)</b>

**16. Provisions**

Particulars	As at March 31, 2024	As at March 31, 2023
<b>Provision for employee benefits</b>		
Gratuity (refer note 32)	0.15	0.13
Leave encashment	0.13	0.11
<b>Provision for asset retirement obligation</b>		
Decommissioning liabilities	7.64	6.90
<b>Total</b>	<b>7.92</b>	<b>7.14</b>

**17. Current financial liabilities****17(a) Current borrowings**

Particulars	As at March 31, 2024	As at March 31, 2023
<b>Carried at amortised cost</b>		
Current maturities of long-term borrowings (refer note 13(a))	2,987.28	200.40
Loans repayable on demand to related parties (refer note 31)	2.65	193.52
<b>Total</b>	<b>2,989.93</b>	<b>393.92</b>


**Terms and conditions:****(a) Loan repayable on demand**

Interest free loan from Avaada Energy Private Limited for INR 2.52 Mn (March 31, 2023: INR 193.32 Mn)

Interest free loan from Avaada Clean Project Limited amounting to INR 0.02 Mn (March 31, 2023: INR 0.20 Mn)

Interest free loan from Avaada Sunshine Energy Private Limited amounting to INR 0.11 Mn (March 31, 2023: INR Nil)

The borrowing is in the nature of revolving credit facility, allowing the Company to access funds as required. It is interest-free and the loan is repayable on demand.



NA

24

## 17(b) Lease liability

Particulars	As at March 31, 2024	As at March 31, 2023
Carried at amortised cost		
Lease Liability	6.84	6.21
<b>Total</b>	<b>6.84</b>	<b>6.21</b>

## Reconciliation of liabilities arising from financing activities pursuant to IND AS 7 - Cash Flows

The table below details change in the Company's liabilities arising from financing activities, including both cash and non cash changes. Liabilities arising from financing activities are those for which cash flows where, or future cash flows will be, classified in the Company's statement of cash flows as cash flows from financing activities.

Particulars	Opening balance as at April 1, 2023	Non-cash changes	Financing cash flows	Closing balance as at March 31, 2024
Non convertible debentures	3,167.30	20.38	(200.40)	2,987.28
Long term loan from related parties	85.23	39.62	(124.85)	-
Short term loan from related parties	193.52	9.49	(200.36)	2.65
Lease liabilities	71.63	7.59	(12.72)	66.49

Particulars	Opening balance as at April 1, 2022	Non-cash changes	Financing cash flows	Closing balance as at March 31, 2023
Non convertible debentures	3,280.87	20.03	(133.60)	3,167.30
Long term loan from related parties	77.05	8.18	-	85.23
Short term loan from related parties	203.75	6.23	(16.46)	193.52
Lease liabilities	64.19	7.44	-	71.63

## 17(c) Trade payables

Particulars	As at March 31, 2024	As at March 31, 2023
Carried at amortised cost		
Total outstanding dues of micro and small enterprises (refer note 38)	0.60	0.93
Total outstanding dues to creditors other than micro and small enterprises	17.35	16.74
<b>Total</b>	<b>17.95</b>	<b>17.67</b>

## Trade payable ageing schedule as at March 31, 2024

Particulars	Outstanding for following periods from due date of payment					Total
	Not due	Less than 1 year	1-2 years	2-3 years	More than 3 years	
(i) MSME	-	0.56	0.04	-	-	0.60
(ii) Others	16.32	0.55	0.06	-	0.43	17.35
(iii) Disputed dues - MSME	-	-	-	-	-	-
(iv) Disputed dues - Others	-	-	-	-	-	-

## Trade payable ageing schedule as at March 31, 2023

Particulars	Outstanding for following periods from due date of payment					Total
	Not due	Less than 1 year	1-2 years	2-3 years	More than 3 years	
(i) MSME	-	0.93	-	-	-	0.93
(ii) Others	14.05	2.26	-	0.11	0.32	16.74
(iii) Disputed dues - MSME	-	-	-	-	-	-
(iv) Disputed dues - Others	-	-	-	-	-	-

## 18. Other current liabilities

Particulars	As at March 31, 2024	As at March 31, 2023
Statutory dues	5.67	0.56
Deferred revenue on safeguard duty and GST (refer note 5(a))	35.47	37.22
<b>Total</b>	<b>41.14</b>	<b>37.78</b>



**19. Short term provisions**

Particulars	As at March 31, 2024	As at March 31, 2023
<b>Provision for employee benefits</b>		
Gratuity (refer note 32)*	0.00	0.00
Leave encashment**	0.00	0.00
<b>Total</b>	<b>0.00</b>	<b>0.00</b>

\*Expressed in absolute - Gratuity provision is INR 1,866 (March 2023: INR 1,428)

\*\*Expressed in absolute - leave encashment provision is INR 2,844 (March 2023: INR 2,333)

**20. Revenue from operations**

Particulars	For the year ended March 31, 2024	For the year ended March 31, 2023
Sale of Electricity*	564.02	600.64
<b>Other operating revenue</b>		
Revenue from safeguard duty and goods and service tax claim (refer note 5(a))	29.32	37.22
<b>Total</b>	<b>593.34</b>	<b>637.86</b>

\*Revenue from sale of electricity is netoff rebate INR 11.58 Mn (March 31, 2023 INR 12.42 Mn) and deviation charges INR 2.44 Mn (March 31, 2023 INR 2.52 Mn)

**21. Other income**

Particulars	For the year ended March 31, 2024	For the year ended March 31, 2023
Interest income on fixed deposits	24.81	14.65
Unwinding interest income on claim received (refer note 5(a))	20.13	62.75
Profit on sale of investments	24.78	6.52
Gain on change in fair value of investment in mutual fund	15.01	4.64
Miscellaneous Income	0.94	1.43
<b>Total</b>	<b>85.67</b>	<b>89.99</b>

**22. Employee benefits expense**

Particulars	For the year ended March 31, 2024	For the year ended March 31, 2023
Salary, wages and bonus	3.78	2.86
Contribution to provident fund and other funds	0.14	0.12
Gratuity expense (Refer note 32)	0.05	0.05
Leave encashment	0.08	0.04
Share based payment expense	0.13	-
Staff welfare expense	0.28	0.16
<b>Total</b>	<b>4.46</b>	<b>3.23</b>

**23. Finance costs**

Particulars	For the year ended March 31, 2024	For the year ended March 31, 2023
<b>Interest costs on account of</b>		
Loans from related parties (refer note 31)	6.49	8.18
Non Convertible Debenture	231.74	242.10
Lease liability	7.59	7.43
Decommissioning liability	0.73	0.66
<b>Total</b>	<b>246.55</b>	<b>258.37</b>

**24. Depreciation expenses**

Particulars	For the year ended March 31, 2024	For the year ended March 31, 2023
Depreciation on property, plant and equipment	199.33	199.32
Depreciation of right of use asset	2.71	2.71
<b>Total</b>	<b>202.04</b>	<b>202.03</b>



## 25. Other expenses

Particulars	For the year ended March 31, 2024	For the year ended March 31, 2023
Auditor's remuneration*	1.91	2.03
Corporate social responsibility expenses (refer note 27)	2.75	1.45
Scheduling and Forecasting charges	0.63	0.64
Fees and subscription expenses	0.29	0.71
Insurance expenses	8.02	7.03
Rent expense	0.21	0.23
Legal and professional expenses	1.21	2.12
Loss on sale of Property, plant and equipment	3.20	-
Loss on closure of SGD claim (refer note 5(a))	119.23	-
Plant maintenance expenses	57.23	45.99
Printing and stationery expenses	0.03	0.04
Rates and taxes	7.70	3.15
Security expenses	5.52	5.51
Site and Guest house expenses	0.56	0.42
Shared Service Expenses	2.75	1.98
Travelling and conveyance expenses	1.52	1.49
Miscellaneous expenses	0.51	0.59
<b>Total</b>	<b>213.27</b>	<b>73.38</b>

## \*Auditor's remuneration includes

Particulars	For the year ended March 31, 2024	For the year ended March 31, 2023
Statutory audit fee (including GST)	0.71	0.65
Fee for limited review	0.74	0.89
Certification fee	0.41	0.47
Out-of-pocket expenses	0.05	0.02
<b>Total</b>	<b>1.91</b>	<b>2.03</b>

## 26. Earnings per share (EPS)

Particulars	For the year ended March 31, 2024	For the year ended March 31, 2023
<b>Earnings per share:</b>		
Basic (INR)	0.09	1.41
Diluted (INR)	0.09	1.41

## Basic earnings per share:

The earnings and weighted average number of equity shares used in the calculation of basic earnings per share are as follows

Particulars	For the year ended March 31, 2024	For the year ended March 31, 2023
Profit for the year	8.80	140.63
Earnings used in the calculation of basic earnings per share from continuing operations	8.80	140.63
Weighted average number of equity shares for the purposes of basic earnings per share*	10,00,10,000	10,00,10,000

## Diluted earnings per share:

Particulars	For the year ended March 31, 2024	For the year ended March 31, 2023
Profit for the year	8.80	140.63
Earnings used in the calculation of basic and diluted earnings per share from continuing operations	8.80	140.63

The weighted average number of equity shares for the purposes of diluted earnings per share reconciles with the weighted average number of equity shares used in the calculation of basic earnings per share as follows:

Weighted average number of equity shares used in the calculation of basic earnings per share	10,00,10,000	10,00,10,000
Weighted average number of equity shares used in the calculation of diluted earnings per share*	10,00,10,000	10,00,10,000

\*FCCD considered as equity for calculating weighted average number of equity share

There is no potential equity shares that are anti-dilutive and therefore not considered for the weighted average number of equity shares for the purpose of diluted earnings per share.



**27. Disclosure relating to Corporate Social Responsibility (CSR) Expenditure**

As per provisions of Section 135 of the Companies Act, 2013, the Company has to spend at least 2% of the average profits of the preceding three financial years towards CSR. Accordingly, a CSR committee has been formed for carrying out the CSR activities as per Schedule VII of the Companies Act, 2013.

Particulars	For the year ended March 31, 2024	For the year ended March 31, 2023
(i) Amount required to be spent by the Company during the year	2.75	1.36
(ii) Amount of expenditure incurred	-	-
a. Construction / acquisition of any asset	-	-
b. On purposes other than (a) above	2.75	1.45
(iii) Shortfall at the end of the year	-	-
(iv) Total of previous years shortfall	-	-
(v) Reason for shortfall	Not applicable	Not applicable
(vi) Nature of CSR activities	Preventive healthcare & Education	Preventive healthcare & Education
(vii) Details of related party transactions, e.g., contribution to a trust controlled by the company in relation to CSR expenditure as per relevant Accounting Standard*	2.75	1.45
(viii) Where a provision is made with respect to a liability incurred by entering into a contractual obligation, the movements in the provision during the year	Not applicable	Not applicable

\*Represents contribution to Avaada foundation a controlled trust to support the education, empowerment, health, environment and rural electrification, emphasizing more on women education and empowerment.

**28. Financial Ratio**

Particulars	For the year ended March 31, 2024	For the year ended March 31, 2023	% Variance
1 Current Ratio (in times) (Current Assets/Current Liabilities) Reasons for variance:- Decrease in ratio due to classification of NCD in current liabilities.	0.21	1.14	-81.16%
2 Debt-Equity Ratio (in times) [Total Debt/ Equity]*	2.36	2.69	-12.05%
3 Debt Service Coverage Ratio (in times) [(Profit after Tax excluding exceptional items + Finance Cost+ Depreciation / (Interest payment + Principal repayment)]	1.09	1.44	-23.95%
4 Return on Equity Ratio (in times) (Profit after tax /Average shareholder equity) Reasons for variance:- Due to decrease in revenue generation from electricity and loss booked on closure of SGD & GST claim, there is decrease in Profit after tax.	0.68%	11.30%	-94.01%
5 Inventory Turnover Ratio (Net Sales/Average inventory)**	Not applicable	Not applicable	Not applicable
6 Trade Receivable Turnover Ratio (in times) [(Revenue from operation) /Average Trade Receivable]	10.97	11.50	-4.53%
7 Trade payables turnover ratio=Net credit purchases / Average Payable***	Not applicable	Not applicable	Not applicable
8 Net capital turnover ratio ( Net Sales / Working capital) Reasons for variance:- Decrease in working capital due to classification of NCD to current borrowing.	-0.25	10.00	-102.47%
9 Net Profit ratio (%) [Profit after tax/Revenue from Operations] Reasons for variance:- Decrease of net income (PAT) resulting the decrease in net profit ratio, during the year revenue generation from electricity is decreased and loss booked on closure of SGD & GST claim.	1.48%	22.05%	-93.27%
10 Return on Capital employed (Profit before tax+finance cost)/(Tangible net worth + Total debt* + Deferred tax liabilities) Reasons for variance:- During the year revenue generation from electricity is decreased and loss booked on closure of SGD & GST claim resulting the decrease in return on capital employed.	5.82%	9.10%	-36.05%
11 Return on investment = Income generated from investments / Time weighted average investments****	Not applicable	Not applicable	Not applicable

\*Total debt Includes non-current borrowing and current borrowing.

\*\*Not Applicable, as the Company has only inventory of stores and spares parts. There is no inventory of finished goods.

\*\*\*Not Applicable, as the Company payables outstanding are for other expenses, for which no credit period is defined.

\*\*\*\*Not Applicable, as the Company has made short term investments (bank deposits and mutual funds) for utilising the surplus fund.

The above financial ratios measures presented may not be comparable to similarly titled measures reported by other companies.



e



**29. Disclosure of significant accounting judgements, estimates and assumptions**

The preparation of the Company's financial statements requires Management to make judgements, estimates and assumptions that affect the reported amounts of revenues, expenses, assets and liabilities, and the accompanying disclosures, and the disclosure of contingent liabilities. Uncertainty about these assumptions and estimates could result in outcomes that require a material adjustment to the carrying amount of assets or liabilities affected in future periods.

**Judgements, estimates and assumptions**

The judgements and key assumptions concerning the future and other key sources of estimation uncertainty at the reporting date, that have a significant risk of causing a material adjustment to the carrying amounts of assets and liabilities within the next financial year, are described below. The Company based its judgements, assumptions and estimates on parameters available when the financial statements were prepared. Existing circumstances and assumptions about future developments, however, may change due to market changes or circumstances arising that are beyond the control of the Company. Such changes are reflected in the assumptions when they occur.

Significant judgements, estimates and assumptions are as specified below:-

**Useful lives of property, plant and equipment**

The Company reviews the useful life of property, plant and equipment at the end of each reporting period. This reassessment may result in change in depreciation expense in future periods.

**Leases**

The Company has taken certain land and land & building on long term lease basis. The lease agreements generally have an escalation clause and are generally non-cancellable. In assessing whether the Company is reasonably certain to exercise an option to extend a lease, or not to exercise an option to terminate a lease, it considers all relevant facts and circumstances that create an economic incentive for the Company to exercise the option to extend the lease, or not to exercise the option to terminate the lease. The Company evaluates if an arrangement qualifies to be a lease as per the requirements of IND AS 116. Identification of a lease requires judgment. The Company uses judgement in assessing the lease term and the applicable discount rate. The discount rate is generally based on the incremental borrowing rate.

**Fair value of interest-free long term loans**

The fair value of interest-free loans is determined using discounted cash flow method using a market interest rate of a comparable instrument having the same terms. The difference between the fair value and transaction value has been considered as deemed equity contribution from the parent Company hence recognised and included in equity.

**Impairment of non-financial assets**

The recoverable amount of property, plant and equipment is based on estimates and assumptions, in particular the expected market outlook and future cash flows associated with the power project. There is no indication of impairment of assets as at each reporting date. Any changes in these assumptions may have an impact on the measurement of the recoverable amount resulting in impairment.

**Fair value of financial instruments**

When the fair values of financial assets and financial liabilities recorded in the balance sheet cannot be measured based on quoted prices in active markets, their fair value is measured using valuation techniques including the present valuation technique. The inputs to these models are taken from observable markets where possible, but where this is not feasible, a degree of judgement is required in establishing fair values. Judgements include considerations of inputs such as liquidity risk, credit risk and volatility. Changes in assumptions about these factors could affect the reported fair value of financial instruments.



*(Handwritten signatures in blue ink)*

**30. Operating segments**

The Company's Board of Directors' is considered to be the chief operating decision maker in accordance with Ind AS 108. Based on the financial information reviewed by the chief operating decision maker in deciding how to allocate the resources and in assessing the performance of the Company, the Company has determined that it has a single operating and reporting segment, i.e., sale of power. The Company's principal operations are located in India. Accordingly, the Company earns its entire revenue from India. All of the Company's non current assets are located in India.

**31. Related party transactions****(i) Names of related parties and related party relationship****(a) Related parties with whom Company had transactions during the year:**

Ultimate Parent Company	Avaada Ventures Private Limited
Immediate Parent Company	Avaada Energy Private Limited
Fellow subsidiaries	Avaada Clean Project Private Limited Avaada Green HNProject Private Limited Avaada SataraMH Private Limited Fermi Solar Farms Private Limited Avaada Solarise Energy Private Limited Avaada Sunshine Energy Private Limited Avaada Foundation
Key managerial personnel	Jay Shankar Shukla (Director) Murtuza Kakuji (Director) Pankhuri Agrawal (Company Secretary) (w.e.f. August 22, 2023)

**(ii) Transaction with related parties during the year**

Particulars	Parent Company and other related parties	
	For the year ended March 31, 2024	For the year ended March 31, 2023
<b>Long term loan repaid</b>	<b>124.85</b>	<b>-</b>
Avaada Energy Private Limited	124.85	-
<b>Proceeds from Current Borrowings</b>	<b>-</b>	<b>0.13</b>
Avaada Clean Project Private Limited	-	0.13
<b>Repayment of Current Borrowings</b>	<b>200.36</b>	<b>16.58</b>
Avaada Energy Private Limited	193.32	10.56
Avaada Clean Project Private Limited	7.04	5.97
Avaada Green HNProject Private Limited	-	0.05
<b>Reimbursement of expenses on our behalf</b>	<b>9.38</b>	<b>6.23</b>
Avaada Energy Private Limited	2.52	2.56
Avaada Clean Project Private Limited	6.86	3.67
<b>Retirement obligation - employee transfer from</b>	<b>0.11</b>	<b>-</b>
Avaada Sunshine Energy Private Limited	0.11	-
<b>Contribution of fund in relation to CSR expenditure</b>	<b>2.75</b>	<b>1.45</b>
Avaada Foundation	2.75	1.45

**Compensation to key managerial personnel**

No remuneration has been paid to the directors of the Company for the services received during the year ended March 31, 2024.




(iii) Balances outstanding at the end of the year

Particulars	Parent Company and other related parties	
	As at March 31, 2024	As at March 31, 2023
<b>Long term loan payable</b>	-	<b>124.85</b>
Avaada Energy Private Limited	-	124.85
<b>Current borrowings</b>	<b>2.65</b>	<b>193.52</b>
Avaada Energy Private Limited	2.52	193.32
Avaada Clean Project Private Limited	0.02	0.20
Avaada Sunshine Energy Private Limited	0.11	-

All the amounts payable to related parties above are unsecured and will be settled in cash.

(iv) The Company along with three other fellow subsidiaries has issued non-convertible debentures during the financial year 2021-22 aggregating to INR 14,400 Mn, for which the Company along with other three fellow subsidiaries have provided guarantee on jointly and severally basis to the debenture trustees. The guarantee is limited to the NCDs outstanding balance as at year end. Accordingly, as at March 31, 2024, the outstanding guarantee amount is INR 10,080.80 Mn ( March 31, 2023: INR 10,617.60 Mn) given by the Company on behalf of Avaada SataramH Private Limited, Avaada Solarise Energy Private Limited and Fermi Solarfarms Private Limited in favour of debenture holders of the Company.



*[Handwritten signature]*



**32. Gratuity and other post employment benefit plans****(a) Defined benefit plan - gratuity**

The Company has a defined benefit for gratuity. Every employee who has completed five years or more of service gets a gratuity on departure at 15 days salary (last drawn salary) for each completed year of service. The Company provides for the liability in its books of accounts based on the actuarial valuation. The following tables summarize the components of net benefit expense recognized in the statement of profit and loss and amounts recognized in the balance sheet for the respective plans.

The principal assumptions used in determining gratuity benefit obligations for the Group's plan are shown below:

	As at March 31, 2024	As at March 31, 2023
Discount rate	7.26%	7.53%
Salary increment rate	7.00%	7.00%
Retirement age AVP and below	60 Years	60 Years
Retirement age VP and above	60 Years	60 Years
Mortality table	Indian Assured lives Mortality (2012-14)	Indian Assured lives Mortality (2012-14)

**Withdrawal rates: age related and past experience**

Age	% Withdrawal	
	As at March 31, 2024	As at March 31, 2023
Upto 30 year	3.00%	3.00%
Between 31 and 45 years	2.00%	2.00%
Above 45 years	1.00%	1.00%

The principal assumptions are the discount rate and salary growth rate. The discount rate is generally based upon the market yield available on the Government bonds at the accounting date with a term that matches that of the liabilities and the salary growth rate takes account of inflation, seniority, promotion and other relevant factors on long term basis.

Changes in the present value of the defined benefit obligation are as follows:

	As at March 31, 2024	As at March 31, 2023
Opening defined benefit obligation	0.13	0.07
Acquisition Adjustment	(0.05)	-
Current service cost	0.04	0.04
Interest cost	0.01	0.01
Re-measurements	-	-
Benefits paid	-	-
Actuarial loss	0.03	0.01
<b>Closing defined benefit obligation</b>	<b>0.15</b>	<b>0.13</b>

**Balance sheet**

	As at March 31, 2024	As at March 31, 2023
Present value of defined benefit obligation	(0.15)	(0.13)
Fair value of plan assets	-	-
<b>Plan liability</b>	<b>(0.15)</b>	<b>(0.13)</b>

**Expenses recognised in statement of profit and loss**

	For the year ended March 31, 2024	For the year ended March 31, 2023
Interest cost	0.01	0.01
Current service cost	0.04	0.04
Actuarial gain	0.03	-
<b>Net benefit expense</b>	<b>0.08</b>	<b>0.05</b>

**Expenses recognised in Statement of other comprehensive income**

	For the year ended March 31, 2024	For the year ended March 31, 2023
Actuarial (gain) / loss		
Due to change in demographic assumptions	-	-
Due to change in financial assumptions	0.01	(0.00)
Due to change in experience adjustments	0.02	0.01
<b>Total expense recognised in statement of other comprehensive income</b>	<b>0.03</b>	<b>0.01</b>

A quantitative sensitivity analysis for significant assumption as at March 31, 2024 is as shown below:

Sensitivity Level	Discount rate		Salary growth rate	
	0.50% increase	0.50% decrease	0.50% increase	0.50% decrease
Increase/ (decrease) in defined benefit obligation	(0.02)	0.02	0.02	(0.02)



**A quantitative sensitivity analysis for significant assumption as at March 31, 2023 is as shown below:**

Sensitivity Level	Discount rate		Salary growth rate	
	0.50% increase	0.50% decrease	0.50% increase	0.50% decrease
Increase/ (decrease) in defined benefit obligation	(0.01)	0.01	0.01	(0.01)

Sensitivities due to mortality & withdrawals are not material hence impact of change due to these is not calculated. Sensitivities as to rate of increase of pensions in payment, rate of increase of pensions before retirement and life expectancy are not applicable.

The following payments are expected contributions to the defined benefit plan in future years:

	As at March 31, 2024	As at March 31, 2023
Within one year *	0.00	0.00
1-5 years	0.03	0.01
More than 5 years	0.01	0.09

\* Expressed in absolute - Within one year INR 4,943 (March 2023: INR 2,752)

The average duration of the defined benefit plan obligation at the end of the reporting period is 4.90 years (March 31, 2023: 3.70 years)

**Description of risk exposures:**

Valuations are based on certain assumptions, which are dynamic in nature and vary over time. As such Group is exposed to various risks as follows:

- Salary Increases- Actual salary increases will increase the Plan's liability. Increase in salary increase rate assumption in future valuations will also increase the liability.
- Discount Rate : Increase in discount rate in subsequent valuations can increase the plan's liability.
- Mortality & disability – Actual deaths & disability cases proving lower or higher than assumed in the valuation can impact the liabilities.
- Withdrawals – Actual withdrawals proving higher or lower than assumed withdrawals and change of withdrawal rates at subsequent valuations can impact plan's liability.

(b) **Compensated absence** : The amount of the provision INR 0.13 Mn (March 31, 2023: INR 0.11 Mn)

The principal assumptions used in determining gratuity benefit obligations for the Group's plan are shown below:

	As at March 31, 2024	As at March 31, 2023
Discount rate	7.26%	7.53%
Salary increment rate	7.00%	7.00%
Leave availment rate	0.50%	0.50%
Retirement age AVP and below	60 years	60 years
Retirement age VP and above	60 years	60 years
Mortality table	Indian Assured lives Mortality (2012-14)	Indian Assured lives Mortality (2012-14)

**Withdrawal rates: age related and past experience**

Age	% Withdrawal	
	As at March 31, 2024	As at March 31, 2023
Upto 30 year	3.00%	3.00%
Between 31 and 44 years	2.00%	2.00%
Above 44 years	1.00%	1.00%

**A quantitative sensitivity analysis for significant assumption as at March 31, 2024 is as shown below:**

Sensitivity Level	Discount rate		Salary growth rate	
	0.50% increase	0.50% decrease	0.50% increase	0.50% decrease
Increase/ (decrease) in defined benefit obligation	(0.01)	0.01	0.01	(0.01)

**A quantitative sensitivity analysis for significant assumption as at March 31, 2023 is as shown below:**

Sensitivity Level	Discount rate		Salary growth rate	
	0.50% increase	0.50% decrease	0.50% increase	0.50% decrease
Increase/ (decrease) in defined benefit obligation	(0.01)	0.01	0.01	(0.01)

**(c) Defined contribution plan**

During the year, the Group has recognised the following amounts in the Statement of Profit and Loss

	For the year ended March 31, 2024	For the year ended March 31, 2023
Employers' Contribution to Employee's Provident Fund	0.14	0.12
	0.14	0.12



**33. Shared based payment**

Stock option scheme:

**1) Terms:**

a) The Employees of the Company has received Stock Option Scheme i.e. "Avaada Employee Stock Option Plan 2023" has been approved by the board of the Company on October 11, 2023 under which employee stock options have been granted at the exercise price of Rs 100.84 per share to be vested from time to time on the basis of eligibility criteria. The options are vested equally over a period of 4 years.

b) Options can be exercised by the eligible employees in connection with or upon the occurrence of a Liquidity Event and within such a period as prescribed by the Board in this regard.

**2) Fair Value on the date of Grant:**

The fair value at grant date is determined using "Black Scholes Model" which considers the exercise price, term of the option, share price at grant date and expected price volatility of the underlying shares, expected dividend yield and the risk-free interest rate for the term of the option.

The details of the grants under the aforesaid schemes are summarized below:

Sr. No. Particulars	12-Oct-24	12-Oct-25	12-Oct-26	12-Oct-27
1. Market Price (Rs.)	100.84	100.84	100.84	100.84
2. Expected Life (In Years)	3.01	3.51	4.01	4.51
3. Volatility (%)	42.98	43.39	43.96	43.18
4. Risk free Rate (%)	7.20	7.22	7.24	7.25
5. Exercise Price (Rs.)	100.84	100.84	100.84	100.84
6. Dividend yield (%)	-	-	-	-
7. Fair Value per vest (Rs.)	37.34	40.83	44.19	46.51
8. Vest Percent (%)	25.00	25.00	25.00	25.00
9. Options Fair Value (Rs.)			42.22	

The expected life of the share options is based on historical data and current expectations and is not necessarily indicative of exercise patterns that may occur. The expected volatility reflects the assumption that the historical volatility over a period similar to the life of the options is indicative of future trends, which may also not necessarily be the actual outcome.

**3) Scheme detail:**

The Avaada Employee Stock Option Plan 2023 has been approved by the shareholders of the Parent Company on October 11, 2023, for employee stock option of the Company. The ESOP 2023 covers grant of options to the specified employees covered under ESOP 2023.

**Movement during the year:**

ESOP 2023	March 31, 2024		March 31, 2023	
	Number	INR	Number	INR
Outstanding at April 01, 2023	-	-	-	-
Granted during the year	9,110	1,30,044	-	-
Forfeited during the year	-	-	-	-
Exercised during the year	-	-	-	-
Expired during the year	-	-	-	-
Outstanding at the end of the year	9,110	1,30,044	-	-
Exercisable at the end of the year	-	-	-	-



**34. Fair values**

The carrying amounts and fair value of the Company's financial instruments, other than those with carrying amounts that are reasonable approximations of fair values:

	Note	Carrying value		Fair value	
		As at March 31, 2024	As at March 31, 2023	As at March 31, 2024	As at March 31, 2023
<b>Financial assets</b>					
<i>Measured at fair value through profit and loss</i>					
Investment in mutual funds - quoted	8(a)	542.49	321.51	542.49	321.51
<i>Measured at amortised cost</i>					
Claim receivables	5(a) & 8(e)	-	584.55	-	584.55
Trade receivables	8(b)	55.38	52.75	55.38	52.75
Cash and cash equivalents	8(c)	4.65	9.73	4.65	9.73
Bank deposits	5(a), 8(d) & 8(e)	357.98	335.20	357.98	335.20
Security deposits	5(a)	0.33	0.33	0.33	0.33
Interest accrued on fixed deposits	8(e)	0.01	0.01	0.01	0.01
Others receivable	8(e)	1.47	-	1.47	-
<b>Financial liabilities</b>					
<i>Measured at amortised cost</i>					
Non-convertible debentures	13(a)	2,987.28	3,167.30	2,987.28	3,167.30
Long term loan from related parties	13(a)	-	85.23	-	85.23
Lease Liability	13(b) & 17(b)	66.49	71.63	66.49	71.63
Short term borrowings from related parties	17(a)	2.65	193.52	2.65	193.52
Trade payables	17(c)	17.95	17.67	17.95	17.67

**35. Fair value hierarchy**

The fair value hierarchy is based on inputs to valuation techniques that are used to measure fair value that are either observable or unobservable and consists of the following three levels:

- Level 1 — Quoted (unadjusted) market prices in active markets for identical assets or liabilities that the entity can assess at the measurement date.
- Level 2 — Valuation techniques for which the lowest level input that is significant to the fair value measurement is directly or indirectly observable.
- Level 3 — Valuation techniques for which the lowest level input that is significant to the fair value measurement is unobservable.

**Quantitative disclosures fair value measurement hierarchy for financial assets as at March 31, 2024**

	Total	Fair value measurement using		
		Quoted prices in active markets (Level 1)	Significant observable (Level 2)	Significant unobservable (Level 3)
<b>Financial assets:</b>				
- Investments in mutual fund	542.49	542.49	-	-

**Quantitative disclosures fair value measurement hierarchy for financial assets as at March 31, 2023**

	Total	Fair value measurement using		
		Quoted prices in active markets (Level 1)	Significant observable (Level 2)	Significant unobservable (Level 3)
<b>Financial assets:</b>				
- Investments in mutual fund	321.51	321.51	-	-



**36. Financial risk Management objectives and policies**

In its ordinary operations, the Company's activities expose it to the various types of risks, which are associated with the financial instruments and markets in which it operates. The risk management policy is approved by the board of directors. The following is the summary of the main risks:

**(a) Market risk**

Market risk is the risk that changes in market prices, such as foreign exchange rates (currency risk) and interest rates (interest rate risk) will affect the Company's income or value of its holding of financial instruments. The objective of market risk Management is to manage and control market risk exposures within acceptable parameters, while optimising the return.

**(i) Interest rate risk**

Interest rate risk is the risk that the fair value or future cash flows of a financial instrument will fluctuate because of changes in market interest rates. The capital expenditure of the Company is financed by loans, the shareholders' fund and internal proceeds. The interest bearing loans of the Company comprises of both fixed and floating rate.

**Interest rate sensitivity**

The following table demonstrates the sensitivity to a reasonably possible change in interest rates on loans and borrowings. With all other variables held constant, the Company's profit before tax is affected on account of impact on floating rate borrowings, as follows:

	Amount of loan	Increase/(decrease) in %	Effect on profit/(loss) before tax
<b>March 31, 2024</b>			
Non-Convertible Debenture	2,987.28		
Decrease in profit before tax on account of increase in interest cost		-1.00%	(29.87)
Increase in profit before tax on account of decrease in interest cost		1.00%	29.87
<b>March 31, 2023</b>			
Term loan from banks and financial institutions	3,167.30		
Decrease in profit before tax on account of increase in interest cost		-1.00%	(31.67)
Increase in profit before tax on account of decrease in interest cost		1.00%	31.67

**(ii) Foreign currency risk**

Foreign currency risk is the risk that the fair value or future cash flows of an exposure will fluctuate because of changes in foreign exchange rates. The Company's exposure to the risk of changes in foreign exchange rates relates primarily to the Company's operating activities (when revenue or expense is denominated in a foreign currency). Exchange rate exposures are managed within the approved policy by utilising forward foreign exchange contracts and currency swaps.

The detail of hedged and unhedged foreign currency exposure are as follows-

Currency	As at March 31, 2024		As at March 31, 2023		
	Amount outstanding FCY	Amount outstanding MINR	Amount outstanding FCY	Amount outstanding MINR	
<b>Unhedged foreign currency exposure</b>					
Trade payables	USD	1494.00*	0.12	1494.00*	0.12
<b>Hedged foreign currency exposure</b>					
Forward contracts	USD	-	-	-	-

\*Amount represents in absolute USD

**(b) Credit risk**

Credit risk is the risk that counterparty will not meet its obligations under a financial instrument or customer contract, leading to a financial loss. The Company is exposed to credit risk from its operating activities (primarily trade receivables) and from its financing activities, including deposits with banks and financial institutions, and other financial instruments. Management considers available reasonable and supportive forward-looking information including indicators like external credit rating (as far as available), macro-economic information (such as regulatory changes, government directives, market interest rate, etc.).

**(i) Trade receivables**

The Company evaluates the concentration of risk with respect to trade receivables as low as the Company primarily generates revenue from sale of power to single off taker i.e. SECI, which is the sole customer of the Company. SECI is high rated public sector undertaking with credit rating of A1+ as per ICRA Limited. As per the terms of the PPA, SECI was required to issue and maintain letter of credit facility in favour of the Company as a payment security mechanism.

**(ii) Financial instruments and cash deposits**

Credit risk is limited as the Company holds balances and deposits with banks having good credit rating issued by the domestic and international credit rating agencies.



NA

DG

e





**(c) Liquidity risk**

The Company manages liquidity risk by maintaining sufficient cash to meet the obligations when due. The Company's objective is to maintain a balance between continuity of funding and flexibility through the use of bank loans and equity shares. The Company attempts to ensure that there is a balance between the timing of outflow and inflow of funds. The Company assessed the concentration of risk with respect to refinancing its debt and concluded it to be low since Company has access to a sufficient variety of sources of funding. The Company is not subject to any restrictions on the use of its capital that could significantly impact its operations. In light of these facilities, the Company is not exposed to any significant liquidity risk.

**Liquidity and interest risk**

The following tables summarises the Company's remaining contractual maturity for its non-derivative financial liabilities with agreed repayment periods. The tables have been drawn up based on the undiscounted cash flows of financial liabilities based on the earliest date on which the Company is required to pay. The tables include both interest and principal cash flows to the extent that interest flows are floating rate, the undiscounted amount is derived from interest rate at the end of the reporting period. The contractual maturity is based on the earliest date on which the Company is required to pay.

The table below provides details regarding the contractual maturities of financial liabilities as at March 31, 2024:

Particulars	Effective interest rate (% p.a.)	Within 1 year	Between 1 and 5 years	More than 5 years	Total	Carrying amount
<b>Variable interest rate</b>						
Non Convertible Debenture*	7.48%	3,187.47	-	-	3,187.47	2,987.28
<b>Non-Interest bearing</b>						
Lease liabilities		6.52	29.49	163.01	199.02	66.49
Short term borrowings		2.65	-	-	2.65	2.65
Trade payables		17.95	-	-	17.95	17.95
		<b>3,214.59</b>	<b>29.49</b>	<b>163.01</b>	<b>3,407.09</b>	<b>3,074.37</b>

\*Includes principal and interest cash flows.

The table below provides details regarding the contractual maturities of financial liabilities as at March 31, 2023:

Particulars	Effective interest rate (% p.a.)	Within 1 year	Between 1 and 5 years	More than 5 years	Total	Carrying amount
<b>Variable interest rate</b>						
Non Convertible Debenture*	7.48%	411.76	3,187.47	-	3,599.23	3,167.30
<b>Non-Interest bearing</b>						
Long-term loan from related parties		-	-	124.85	124.85	85.23
Lease liabilities		6.21	28.09	170.93	205.22	71.63
Short term borrowings		193.52	-	-	193.52	193.52
Trade payables		17.67	-	-	17.67	17.67
		<b>629.16</b>	<b>3,215.56</b>	<b>295.78</b>	<b>4,140.50</b>	<b>3,535.35</b>

\*Includes principal and interest cash flows.

**37. Capital Management**

The Company manages its capital to ensure that it will be able to continue as going concern while maximising the return to stakeholders through the optimisation of the debt and equity balance. The Capital structure of the Company consist of net debt (non-current borrowings and current maturities of non-current borrowings offset by cash and cash equivalents as detailed in notes below) and total equity of the Company.

	As at March 31, 2024	As at March 31, 2023
Long term borrowings including current maturities of long term borrowings	2,987.28	3,252.53
Less: cash and cash equivalents (refer note 8(c))	(4.65)	(9.73)
<b>Net debt (A)</b>	<b>2,982.63</b>	<b>3,242.80</b>
<b>Total Equity</b>	<b>1,292.55</b>	<b>1,308.43</b>
<b>Capital and net debt (B)</b>	<b>4,275.18</b>	<b>4,551.23</b>
<b>Gearing ratio [(A)/(B)]</b>	<b>69.77%</b>	<b>71.25%</b>



**38. Details of dues to micro and small enterprises as defined under the MSMED Act, 2006**

Based on intimation received by the Company from its supplier regarding their status under the Micro, Small and Medium Enterprises Development Act, 2006 the relevant information is provided below:

Particulars	As at March 31, 2024	As at March 31, 2023
a) The principal amount and the interest due thereon (to be shown separately) remaining unpaid to any supplier at the end of each accounting year.	0.60	0.93
b) The amount of interest paid by the buyer in terms of section 16 of the Micro, Small and Medium Enterprises Development Act, 2006, along with the amount of the payment made to the supplier beyond the appointed day during each accounting year;	-	-
c) The amount of interest due and payable for the period of delay in making payment (which have been paid but beyond the appointed day during the year) but without adding the interest specified under the Micro, Small and Medium Enterprises Development Act, 2006;	-	-
d) The amount of interest accrued and remaining unpaid at the end of each accounting year; and	-	-
e) The amount of further interest remaining due and payable even in the succeeding years, until such date when the interest dues above are actually paid to the small enterprise, for the purpose of disallowance of a deductible expenditure under section 23 of the Micro, Small and Medium Enterprises Development Act, 2006.	-	-
	<u>0.60</u>	<u>0.93</u>

Dues to Micro and Small Enterprises have been determined to the extent such parties have been identified on the basis of information collected by the Management.

**39. Commitments and contingencies****a) Commitments**

The Company has entered into power purchase agreements (PPA) with Solar Energy Corporation of India (SECI) for a total term of 25 years with a commitment to supply power @ INR 2.62 Kwh for the entire PPA period.

- b) The Rajasthan Renewable Energy Corporation Limited ('RRECL') has demanded, development charges of ₹ 0.10 Mn per MW pursuant to the Rajasthan Solar Policy, 2014. Subsequent revisions to the policy and clarifications mandates solar power developers in Rajasthan to contribute to the RREDF in cases where the solar power projects are set up for sale of power to parties other than DISCOMs of Rajasthan.

The Company have responded to RRECL that the power generated is sold to Rajasthan Urja Vikas Nigam Limited, a Rajasthan DISCOM, pursuant to power sale agreements and therefore, the Company is not liable to pay such development charges. The Company has also filed a writ petition before the Rajasthan High Court for quashing, setting aside RRECL's demand and has also obtained a legal opinion which affirms the view taken by the Company.

As of the issuance of these financial results, Rajasthan High Court vide order dated July 10, 2020, has passed directions that no coercive steps shall be taken against the Company.

Based on Management assessment (including an independent legal opinion), the RREDF charges are considered as contingent liabilities for an amount INR 55.11 Mn excluding GST (March 31, 2023: INR 45.11 Mn excluding GST).

**40. Other statutory information**

- a) The Company does not have any Benami property, where any proceeding has initiated or pending against the Company for holding any Benami property.
- b) The Company does not have any transactions with companies struck off.
- c) The Company does not have any charges or satisfaction which is yet to be registered with Registrar of Companies beyond the statutory period.
- d) The Company have not traded or invested in crypto currency or virtual currency during the financial year.
- e) The Company has not been declared wilful defaulter by any bank or financial institution or government or any government authority.
- f) All the title deeds/ lease deed of immovable properties are held in the name of the Company as at the balance sheet date.
- g) The Company have not advanced or loaned or invested funds to any other person(s) or entity(ies), including foreign entities (Intermediaries) with the understanding that the Intermediary shall:
- directly or indirectly lend or invest in other persons or entities identified in any manner whatsoever by or on behalf of the Company (Ultimate Beneficiaries) or;
  - provide any guarantee, security or the like to or on behalf of the Ultimate Beneficiaries.

NA



e



- h) The Company have not received any fund from any person(s) or entity(ies), including foreign entities (Funding Party) with the understanding (whether recorded in writing or otherwise) that the Company shall:
- i) directly or indirectly lend or invest in other persons or entities identified in any manner whatsoever by or on behalf of the Funding Party (Ultimate Beneficiaries) or;
  - ii) provide any guarantee, security or the like to or on behalf of the Ultimate Beneficiaries.
- i) The Company does have not any such transaction which is not recorded in the books of accounts that has been surrendered or disclosed as income during the year in the tax assessments under the Income Tax Act, 1961 (such as, search or survey or any other relevant provisions of the Income Tax Act, 1961).
41. **Events after the reporting period**  
The Company does not have any long term contracts including derivative contracts for which there were any material foreseeable losses.
42. **Approval of financial statements**  
The financial statements were approved for issue by the Board of Directors on May 22, 2024.
43. There has been no amounts which were required to be transferred to the Investor Education and Protection Fund by the Company.
44. The Company did not have any long term contracts including derivative contracts for which there were any material foreseeable losses.

For and on behalf of Board of Directors



Panthuri Agrawal  
Company Secretary

Date: May 22, 2024  
Place:



Jay Shankar Shukla

Director  
DIN: 03121099  
Date: May 22, 2024  
Place:



Murtuza Kakuji  
Director  
DIN: 08959504  
Date: May 22, 2024  
Place:

NA.

D9

