



**Delhi Office:**  
910/19, Suryakiran,  
Kasturba Gandhi Marg,  
New Delhi – 110 001  
T: +011-68172100

**Registered Office:**  
C-11, Sector-65,  
Gautam Buddha Nagar,  
Noida, UP-201301  
T: +91-120-6757000  
E: [avaadasataramh@avaada.com](mailto:avaadasataramh@avaada.com)  
<https://avaada.com/sataramh/>

**Date: September 3, 2024**

**To,**  
**Listing Department,**  
**BSE Limited,**  
Phiroze Jeejeebhoy Towers,  
Dalal Street, Mumbai- 400001

**Ref: BSE Scrip Code: 973830, ISIN: INE0CSU07013**

**Sub: Intimation to Stock Exchange under Regulation 50(2) as regards dispatch of notice of 5<sup>th</sup> Annual General Meeting and submission of Annual Report of the Company for Financial Year 2023-24 under Regulation 53(2) of SEBI (Listing Obligations and Disclosure Requirements) Regulations, 2015**

Dear Sir /Ma'am,

Pursuant to Regulations 50(2) and 53(2) of the Securities and Exchange Board of India (Listing Obligations and Disclosure Requirements) Regulations, 2015, we wish to inform that the Company has dispatched the notice of its 5<sup>th</sup> Annual General Meeting scheduled to be held on Friday, 27<sup>th</sup> day of September, 2024 along with Annual Report of the Company for the Financial Year ended March 31, 2024, as per below mentioned details:

Sr. No.	Type of Meeting	Proposed date of meeting	Proposed time of meeting	Relevant Regulation	Date of dispatch of Notice of AGM
1.	Annual General Meeting	Friday, 27 <sup>th</sup> day of September, 2024	02.00 p.m.	50 (2) and 53(2) of SEBI LODR Regulation, 2015	September 3, 2024

Further, aforesaid documents are also available on the webpage of the Company <https://avaada.com/sataramh/>

Request to kindly take the same on record.

Yours faithfully,  
**For Avaada SataramH Private Limited**


**Mansi Parekh**  
**Company Secretary & Compliance Officer**

CC:

**Catalyst Trusteeship Limited**  
**Address: 810, 8th Floor, Kailash Building 26,**  
**Kasturba Gandhi Marg, New Delhi - 110001**

# Avaada SataraMH Private Limited

**ANNUAL REPORT**  
FY 2023-24



## Index

Sr No.	Particulars
1.	Corporate Information
2.	Notice of Fifth Annual General Meeting
3.	Board's Report along with Annexures
4.	Independent Auditor's Report on Standalone Financial Statements for financial year 2023-24
5.	Financial Statements for financial year 2023-24

### Corporate Information:

**Registered Office:** C-11, Sector-65, Gautam Buddha Nagar, Noida, Uttar Pradesh-201301

**Corporate Office:** 406, 4<sup>th</sup> Floor, Hubtown Solaris, N. S. Phadke Marg, Andheri (East), Mumbai - 400069

**Email:** [avaadasataraMH@avaada.com](mailto:avaadasataraMH@avaada.com)

**Website:** <https://avaada.com/SataraMH/>

### BOARD OF DIRECTORS AND KEY MANAGERIAL PERSONNEL:

Mr. Sandeep Mahesh (DIN: 08193555), Director

Mr. Gulab Singh (DIN: 08561956), Director

Ms. Mansi Parekh (ACS 57247), Company Secretary & Compliance Officer

### AUDITORS:

#### **Statutory Auditor:**

**M/s. Goyal Malhotra & Associates,**

**Chartered Accountants**

**Address:** D-64, Ground Floor,

Near Park Plaza hotel,

Sector-55, Noida- 201301

#### **Secretarial Auditor:**

**M/s. JMJA & Associates LLP,**

**Practicing Company Secretaries**

**Address:** 102, Accord Commercial Complex, Near

Goregaon, Rly. Station, Goregaon (East)

Mumbai, Maharashtra 400063

#### **Cost Auditor:**

**M/s HCB & Co., the Cost Accountants**

#### **Internal Auditors:**

**M/s Protiviti India Member Private Limited**

(From April 1, 2023)

### REGISTRAR & TRANSFER AGENT:

**Linkintime India Private Limited**

**Address:** C 101, 247 Park, L B S Marg,

Vikhroli (West), Mumbai- 400083

Phone: +91 022- 49186000

### DEBENTURE TRUSTEE:

**Catalyst Trusteeship Limited**

**Address:** 810, 8th Floor, Kailash Building 26,

Kasturba Gandhi Marg, New Delhi - 110001

Phone: +91 (11) 43029101

Delhi Office:  
910/19, Suryakiran,  
Kasturba Gandhi Marg,  
New Delhi - 110 001  
T: +011-88172100

Registered Office:  
C-11, Sector-65,  
Gautam Buddha Nagar,  
Noida, UP-201301  
T: +91-120-6757000  
E: [avaadasataramh@avaada.com](mailto:avaadasataramh@avaada.com)  
<https://avaada.com/SataramH/>

## NOTICE

**NOTICE** is hereby given that the 5<sup>th</sup> annual general meeting of the members of **Avaada SataramH Private Limited** will be held on Friday, September 27, 2024 at 02.00 p.m. at the registered office of the Company situated at C-11, Sector-65, Gautam Buddha Nagar, Noida, Uttar Pradesh-201301, to transact the following business:

### ORDINARY BUSINESS:

1. To receive, consider and adopt the audited annual financial statements of the Company for the financial year ended March 31, 2024 together with the Reports of the Board of Directors and the Auditors thereon.

### SPECIAL BUSINESS:

2. To ratify remuneration of M/s HCB & Co., the Cost Accountants as the Cost Auditors of the Company for the Financial Year 2024-25:

To consider and if thought fit, to pass, with or without modification(s), the following resolution as an **Ordinary Resolution**:

**“RESOLVED THAT** pursuant to the provisions of Section 148 and other applicable provisions of the Companies Act, 2013 read with the Companies (Audit and Auditors) Rules, 2014 including any statutory modification(s) or re-enactment(s) thereof, for the time being in force, the members of the Company hereby ratify the remuneration of INR 30,000/- (Indian Rupees Thirty Thousand Only) payable to M/s HCB & Co., the Cost Accountants (Firm Registration Number-000525), who has been appointed by the Board of Directors as the Cost Auditors of the Company to conduct the audit of the cost records of the Company for the Financial Year 2024-25.



**AVAADA SATARAMH PRIVATE LIMITED**

CIN: U40100UP2019PTC124019

**Delhi Office:**  
910/19, Suryakiran,  
Kasturba Gandhi Marg,  
New Delhi - 110 001  
T: +011-88172100

**Registered Office:**  
C-11, Sector-65,  
Gautam Buddha Nagar,  
Noida, UP-201301  
T: +91-120-6757000  
E: [avaadasataramh@avaada.com](mailto:avaadasataramh@avaada.com)  
<https://avaada.com/SataramH/>

**RESOLVED FURTHER THAT** for the purpose of giving effect to this resolution, the Directors and Company Secretary of the Company be and are hereby severally authorized to do all such acts, deeds and matters that may be required in this regard."

**By Order of the Board  
For Avaada SataramH Private Limited**

A handwritten signature in blue ink, appearing to read "Mansi", is written over a horizontal line.

**Mansi Parekh  
Company Secretary & Compliance Officer**

**Date: June 15, 2024  
Place: Mumbai**



Delhi Office:  
910/19, Suryakiran,  
Kasturba Gandhi Marg,  
New Delhi – 110 001  
T: +91-88172100

Registered Office:  
C-11, Sector-65,  
Gautam Buddha Nagar,  
Noida, UP-201301  
T: +91-120-6757000  
E: [avaada-sataramh@avaada.com](mailto:avaada-sataramh@avaada.com)  
<https://avaada.com/Sataramh/>

**NOTES:**

- 1. A MEMBER ENTITLED TO ATTEND AND VOTE AT THE ANNUAL GENERAL MEETING IS ENTITLED TO APPOINT ONE OR MORE PROXIES TO ATTEND AND VOTE INSTEAD OF HIMSELF/HERSELF AND THE PROXY NEED NOT BE A MEMBER OF THE COMPANY.**

Proxies, in order to be effective, should be duly stamped, completed, signed and deposited at the Registered Office of the Company not less than 48 hours before the Meeting.

2. Corporate Members intending to send their authorized representatives to attend the Meeting are requested to send to the Company a certified true copy of the Board resolution authorizing their representative to attend and vote on their behalf at the Meeting.
3. An explanatory statement pursuant to Section 102 of the Companies Act, 2013 relating to the Special Business to be transacted at the Annual General Meeting in respect of Item nos. 2 is annexed hereto and forms part of the Notice.
4. A route map showing directions to reach the venue of the 5<sup>th</sup> annual general meeting of the Company is given at the end of this Notice.



Delhi Office:  
910/15, Suryakiran,  
Kasturba Gandhi Marg,  
New Delhi – 110 001  
T: +011-88172100

Registered Office:  
C-11, Sector-85,  
Gautam Buddha Nagar,  
Noida, UP-201301  
T: +91-120-6757000  
E: [avaada.sataramh@avaada.com](mailto:avaada.sataramh@avaada.com)  
<https://avaada.com/SataramH>

## EXPLANATORY STATEMENT PURSUANT TO SECTION 102 (1) OF THE COMPANIES ACT, 2013

### Item No. 2:

As the turnover of the Company during the Financial Year ended March 31, 2024 had exceeded Rs. 50 crores, in accordance with the provisions of Section 148 of the Companies Act, 2013, read with the Companies (Cost Records and Audit Rules) 2014 and other applicable provisions of the Companies Act, 2013, the Board of Directors in their meeting held on June 15, 2024 had approved the appointment of M/s HCB & Co., the Cost Accountants as the Cost Auditors for the financial year ending March 31, 2025 at remuneration of INR 30,000/- (Indian Rupees Thirty Thousand Only).

Further, in accordance with the said provisions of the Companies Act, 2013 and rules thereunder, the remuneration payable to the Cost Auditors as approved by the Board, needs to be ratified by the members of the Company.

Accordingly, ratification by the members is sought for the remuneration payable to the Cost Auditors for the financial year ending March 31, 2025 by approving the passing of an ordinary resolution as set out at Item No. 2 of the Notice.

None of the Directors or Key Managerial Personnel of the Company or their relatives are, in any way, concerned or interested, financially or otherwise, in the resolution.

By Order of the Board  
For Avaada SataramH Private Limited



Mansi Parekh

Company Secretary & Compliance Officer

Date: June 15, 2024

Place: Mumbai





Delhi Office:  
910/19, Suryakiran,  
Kasturba Gandhi Marg,  
New Delhi – 110 001  
T: +011-68172100

Registered Office:  
C-11, Sector-65,  
Gautam Buddha Nagar,  
Noida, UP-201301  
T: +91-120-6757000  
E: [avaadasataramh@avaada.com](mailto:avaadasataramh@avaada.com)  
<https://avaada.com/Sataramh/>

**ATTENDANCE SLIP**

*To be handed over at the entrance of the Meeting Hall*

5<sup>th</sup> Annual General Meeting

Friday, September 27, 2024 at 2.00 p.m.

Name of the Member(s)	
Registered address	
E-mail ID	
Folio No./DP ID-client ID	
No. of Shares	


I/We certify that I/We am/are the registered Member(s)/Proxy for the registered Member(s) of the Company.

I/We hereby record my/our presence at the 5<sup>th</sup> annual general meeting of the Company to be held on Friday, September 27, 2024 at 2.00 p.m. at the registered office of the Company situated at C-11, Sector-65, Gautam Buddha Nagar, Noida, Uttar Pradesh-201301.

-----  
Member's/Proxy Signature

Note: Please complete this slip and hand it over at the entrance of the Meeting venue.

-----



Delhi Office:  
910/19, Suryakiran,  
Kasturba Gandhi Marg,  
New Delhi – 110 001  
T: +011-68172100

Registered Office:  
C-11, Sector-65,  
Gautam Buddha Nagar,  
Noida, UP-201301  
T: +91-120-6757000  
E: [avaada@sataramh.com](mailto:avaada@sataramh.com)  
<https://avaada.com/SataramH/>

**Form no. MGT-11****Proxy Form**

[Pursuant to section 105(6) of the Companies Act, 2013 and rule 19(3) of the Management and Administration Rules, 2014]

CIN	U40100UP2019PTC124019
Name of the Company	Avaada SataramH Private Limited
Registered Office	C-11, Sector-65, Gautam Buddha Nagar, Noida, UP-201301
Name of the member(s)	
Registered Address	
E-mail ID	
Folio No./Client ID	
DP ID	

I/We, being the member(s) of \_\_\_\_\_ shares of the above named Company, hereby appoint:

1.	Name	Address Signature: _____ or failing him
2.	Name	Address Signature: _____ or failing him
3.	Name	Address Signature: _____ or failing him

as my/our proxy to attend and vote (on a poll) for me/us and on my/our behalf at the 5<sup>th</sup> annual general meeting of the Company to be held on Friday, September 27, 2024 at 2.00 p.m. at the registered office of the Company situated at C-11, Sector-65, Gautam Buddha Nagar, Noida, Uttar Pradesh-201301 and at any adjournment thereof in respect of such resolutions as are indicated below:



Delhi Office:  
 910/15, Suryakiran,  
 Kasturba Gandhi Marg,  
 New Delhi – 110 001  
 T: +011-68172100

 Registered Office:  
 C-11, Sector-85,  
 Gauram Buddha Nagar,  
 Noida, UP-201301  
 T: +91-120-6757000  
 E: [avaada@sataramh@avaada.com](mailto:avaada@sataramh@avaada.com)  
<https://avaada.com/SataramH>

Sr. No. of resolution	Particulars	For	Against
<b>Ordinary Business</b>			
1.	To receive, consider and adopt the audited annual financial statements of the Company for the financial year ended March 31, 2024 together with the Reports of the Board of Directors and the Auditors thereon		
<b>Special Business</b>			
2.	To ratify remuneration of M/s HCB & Co., the Cost Accountants as the Cost Auditors of the Company for the Financial Year 2024-25		

Signed this \_\_\_\_\_ day of \_\_\_\_\_ 2024

Affix Revenue Stamp
---------------------------

 \_\_\_\_\_  
 Signature of shareholder

 \_\_\_\_\_  
 Signature of Proxy holder(s)

Notes:

*This form, in order to be effective, should be duly stamped, completed, signed and deposited at the registered office of the Company, not less than 48 hours before the commencement of the meeting.*

*Notwithstanding the above the Proxies can vote on such other items which may be tabled at the meeting by the shareholders present. Only noting is required since they were appointed last year*



Delhi Office:  
910/19, Suryakiran,  
Kasturba Gandhi Marg,  
New Delhi – 110 001  
T: +011-88172100

Registered Office:  
C-11, Sector-65,  
Gautam Buddha Nagar,  
Noida, UP-201301  
T: +91-120-8757000  
E: [avaadasataramh@avaada.com](mailto:avaadasataramh@avaada.com)  
<https://avaada.com/SataramH/>

**Route map and prominent land mark for easy location for venue of the 5<sup>th</sup> annual general meeting of the Company**

**Date: September 27, 2024**

**Time: 02.00 p.m.**

**Venue: C-11, Sector-65, Gautam Buddha Nagar, Noida, Uttar Pradesh-201301**

**From Delhi International Airport to to said venue**



## BOARD'S REPORT

**To,**  
**The Members,**  
**Avaada SataramH Private Limited ('the Company')**

On behalf of the Board of Directors, it is our pleasure to present the 5<sup>th</sup> Annual Report together with the Audited Financial Statements of the Company for the financial year ended March 31, 2024 as under:

### Operations Review and Financial Results:

A summary of the comparative financial performance of the Company for Financial Years 2023-24 and 2022-23 is presented below:

(Amount in INR million)

Particulars	Financial Year ended	
	31.03.2024	31.03.2023
Revenue from Operations	549.07	519.51
Other Income	50.25	31.40
Total Income	599.32	550.91
Less: Expenditure	92.26	88.85
Profit/(Loss) before Depreciation, Interest and Tax	507.06	462.46
Less: Depreciation and amortization expenses	163.41	163.72
Less: Interest on external borrowings	178.13	186.00
Profit/(Loss) before exceptional and extraordinary items	165.52	112.74
Less: Exceptional and extraordinary items	-	-
Profit/(Loss) before Tax (PBT)	165.52	112.74
Provision for Income Tax		
(i) Current Tax	-	-
(ii) Deferred Tax	26.06	23.63
<b>Net Profit/(Loss) after Tax (PAT)</b>	<b>139.46</b>	<b>89.11</b>

The Company has around 72 MW capacity Solar PV Power Project(s) operational in District Satara in the State of Maharashtra. The Company's revenue from operations during the year was INR 549.07 million as compared to revenue of INR 519.51 million in the previous year. Whereas, profit before tax of the Company was INR 165.52 million as compared to the profit before tax of INR 112.74 million in the previous year.

Further, the Company's net profit after tax was INR 139.46 million as compared to net profit after tax of INR 89.11 millions in the last year.

#### Dividend:

To strengthen the financial position of the Company and to augment working capital your directors do not recommend any dividend for the year ended March 31, 2024.

#### Reserves:

The Company do not wish to transfer any amount of its profits earned during the year to any specific reserves and wishes to plough back the profits for growth of the Company.

#### Renewable Energy Outlook in India:

India has been at the forefront of the global fight against climate change. Due to India's economic growth, energy requirements are increasing rapidly. However, instead of using fossil fuels to drive growth, India chose renewable energy to power its economy. The resolve was cemented further by Shri Narendra Modi, Hon'ble Prime Minister of India, when he announced to the world 'Panchamrit' at the 26th session of the Conference of the Parties (COP26) to the United Nations Framework Convention on Climate Change ('UNFCCC') held in Glasgow, United Kingdom. India presented the following five nectar elements (Panchamrit) of India's climate action:

- Reach 500 GW of Non-fossil energy capacity by 2030;
- Fifty per cent of its energy requirements will come from renewable energy by 2030;

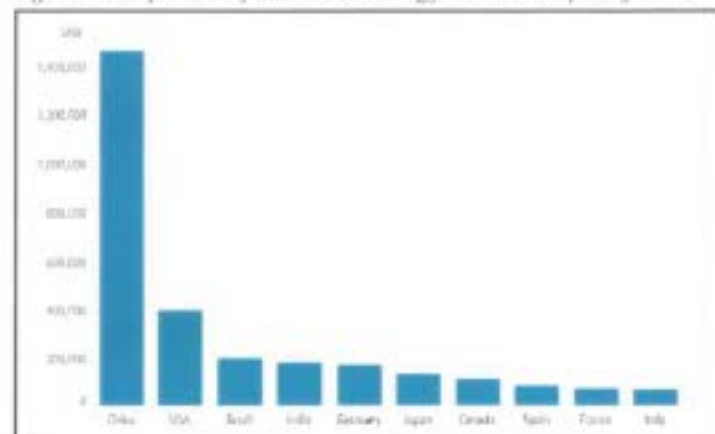


- The total projected carbon emissions will be reduced by one billion tonnes from now to 2030;
- Reduction of the economy's carbon intensity by 45 per cent by 2030, over 2005 levels; and
- Achieving the target of net zero emissions by 2070.

The growth story remains intact and bound to become even stronger with increased impetus on clean energy transition.

In line with the Prime Minister's announcement at COP26, the Ministry of New and Renewable Energy is working towards achieving 500 GW of installed electricity capacity from non-fossil sources by 2030. India's announcement that it intends to achieve net zero carbon emissions by 2070 and meet 50% of its electricity needs

Figure 1: Comparison of Renewable Energy Installed Capacity (MW)



Source: IREDA

from renewable sources by 2030 marks a historic point in the global effort to combat climate change.

With the increased support of the Government and improved economics, the sector has become attractive from an investor's perspective.

#### Progress made in Financial Year 24

The financial year FY-24 was monumental for the sector as India surpassed Germany to become 4<sup>th</sup> largest in renewable energy capacity globally. As of March 31, 2024, the country's renewable energy capacity stood at an impressive 190 GW, more than 40% of its total installed capacity.



As per a recent report by IRENA, India would rank 4th in wind power capacity and 5th in solar power capacity by the end of 2024. India is targeting a 500 Gigawatt (GW) installed renewable energy capacity by 2030 – about 280 GW (over 60%) is expected from solar. Solar power installed capacity has increased by more than 30 times, from 2.63 GW in March 2014 to 82 GW at the end of March 2024.

Similarly, wind capacity has increased to 45 GW, and as the requirement for round-the-clock power solutions soars, demand for wind energy is projected to increase significantly.

## Solar Power

### Utility Scale Grid Connected Solar

#### Demand Creation

The Government of India is committed to adding renewable energy capacity to the country through large-scale utility projects. Besides creating a conducive policy, MNRE, through its intermediaries like SECI, NTPC, and NHPC has ensured a consistent pipeline of tenders for the procurement of renewable power. The Government has invited bids for 50 GW of renewable energy capacity annually for the next five years, i.e. from Financial Year 2023-24 till Financial Year 2027-28. These annual bids for ISTS (Inter-State Transmission) connected renewable energy capacity will also include setting up a wind power capacity of at least 10 GW annually.

#### Solar Park Scheme

Solar power projects can be set up anywhere in the country. However, the solar power projects developed in a scattered manner lead to higher project costs per MW and higher transmission losses. Individual projects of smaller capacity incur significant expenses in site development, drawing separate transmission lines to the nearest substation, procuring water, and creating other necessary infrastructure. It also takes longer for project developers to acquire land, get all types of clearances and permissions, etc., which ultimately delays the project.





To overcome these challenges, the Scheme for "Development of Solar Parks and Ultra-Mega Solar Power Projects" was rolled out in December 2014 to facilitate the solar project developers to set up projects expeditiously. Launched with a target of a capacity of 20,000 MW in 2014, it was expanded to 40,000 MW by March 2017. As of November 30, 2023, 50 solar parks have been approved, totalling around 37,490 MW capacity across 12 states. Of these, 10,401 MW has been commissioned, including 284 MW in 2023. The scheme has been extended to FY 26.

### Decentralised Solar

#### PM KUSUM Scheme

To provide energy and water security, decarbonize the farm sector, and generate additional income for farmers by producing solar power, the Government launched the PM-KUSUM Scheme for farmers in 2019. The scheme consists of three components:

- Component A: Install 10,000 MW of Decentralized Grid Connected Solar Power Plants, each with upto 2 MW capacity.
- Component B: Setting up of 20 lakh standalone Solar Powered Agriculture Pumps and
- Component C: Solarisation of 15 lakh existing Grid-connected Agriculture Pumps

Department of Expenditure approved the proposal of MNRE to extend the Scheme till March 31, 2026, with the following modifications:

- Under Component-B and Component-C of the Scheme, Central Financial Assistance (CFA) will be available for pump capacity up to 15 HP to the individual farmers in the North-eastern States, UTs of Jammu & Kashmir and Ladakh, States of Uttarakhand and Himachal Pradesh and Island UTs of Andaman & Nicobar and Lakshadweep, and for each farmer in the cluster/ community irrigation projects in high water table areas in all the States/UTs, subject to the restriction of 10% of the total allocation. For the remaining quantity, the current provision will prevail unless superseded.



- The condition of the domestic content requirement for solar cells has been waived off for the feeder solarisation projects under Component-C, for which work shall be awarded to the implementing company by June 20, 2023.

On December 12, 2023, the Union Minister for New & Renewable Energy and Power reported installing 140 MW solar power plants and 2.73 lakh standalone solar pumps under PM-KUSUM, aimed at farmer welfare and environmental sustainability. Many states are taking the lead and are devising custom-made capacity addition programs in decentralised space around KUSUM. Prominent among them include Maharashtra, which has recently been awarded significant capacity under Mukhyamantri Saur Krishi Yojna ('MSKY').

Other states are devising comprehensive programs on similar lines, which is expected to result in massive capacity addition in solar power generation in the near future.

### **Rooftop Solar**

PM Surya Ghar Muft Bijli Yojana is a government scheme that aims to provide free electricity to households in India. Prime Minister Narendra Modi launched the Scheme on February 15, 2024. Under the scheme, households will be subsidised to install solar panels on their roofs. The subsidy will cover up to 40% of the solar panels cost. The scheme is expected to benefit one crore households across India. It is estimated that the scheme will save the Government INR 75,000 crore per year in electricity costs.

### **PLI Scheme for Solar Manufacturing**

The Government of India is implementing the Production Linked Incentive ('PLI') Scheme for the National Programme on High-Efficiency Solar PV Modules to achieve gigawatt-scale manufacturing capacity. Under Tranche-II, with a budget allocation of INR 19,500 crore (US\$ 2.35 billion), Letters of Award were issued in April 2023 to establish 39,600 MW of fully or partially integrated solar PV module manufacturing units.



## Wind Power

The indigenous wind power industry leads India's wind energy sector and has shown consistent progress. The expansion of the wind industry has resulted in a strong ecosystem, project operation capabilities and a manufacturing base of about 15,000 MW per annum. The country currently has the fourth-highest wind-installed capacity in the world.

The following steps have also been taken to promote the installation of wind capacity in the country:

- Declaration of trajectory for Wind Renewable Purchase Obligation (Wind RPO) till 2030 as provided below:

Financial Year	Wind RPO (%)
2023-2024	1.60%
2024-2025	2.46%
2025-2026	3.36%
2026-2027	4.29%
2027-2028	5.23%
2028-2029	6.16%
2029-2030	6.94%

- Waiver of Inter-State Transmission System (ISTS) charges for inter-state sale of solar and wind power for projects to be commissioned by June 30 2025;
- Issued Guidelines for Tariff Based Competitive Bidding Process for Procurement of Power from Grid Connected Wind Power Projects with the objective of



providing a framework for the procurement of wind power through a transparent process of bidding, including standardisation of the process and defining of roles and responsibilities of various stakeholders. These Guidelines aim to enable the Distribution Licensees to procure wind power at competitive rates in a cost-effective manner; and

- Technical support, including wind resource assessment and identification of potential sites through the National Institute of Wind Energy, Chennai.

Combining the existing pipeline of 12.9 GW, RPO obligations, bid trajectory announcements and grid planning, India's wind market is likely to see an upswing in the coming years. However, considering the experience of time taken to align policy and budgets, project delays, issues in Right of Way, and tight financing requirements, delays or even cancellations cannot be entirely ruled out. The total cumulative wind energy capacity in India by 2027 is expected to increase to ~63.6 GW.

### Offshore wind

India is blessed with a coastline of about 7,600 km, surrounded by water on three sides and has good prospects of harnessing offshore wind energy. Considering this, the Government has notified the "National Offshore Wind Energy Policy" as per the Gazette Notification dated October 6, 2015. As per the policy, the Ministry of New and Renewable Energy will act as the nodal Ministry for the development of Offshore Wind Energy in India and work in close coordination with other government entities for the Development and Use of Maritime Space within the Exclusive Economic Zone ('EEZ') of the country and shall be responsible for overall monitoring of offshore wind energy development in the country. National Institute of Wind Energy ('NIWE'), Chennai, will be the nodal agency to carry out resource assessment, surveys, and studies in EEZ, demarcate blocks, and facilitate developers in setting up offshore wind energy farms.

A strategy paper from MNRE in 2022 announced plans to award 37 GW in tenders towards 2030 in the states of Gujarat and Tamil Nadu. Development of the offshore wind market and an emerging hydrogen ecosystem will complement the growth of



the wider wind industry and propel wind into a more significant role in India's power mix after 2030.

The Union Cabinet, chaired by Prime Minister Shri Narendra Modi, on June 19, 2024, approved the Viability Gap Funding ('VGF') scheme for offshore wind energy projects at a total outlay of INR 7453 crore, including an outlay of INR 6853 crore for installation and commissioning of 1 GW of offshore wind energy projects (500 MW each off the coast of Gujarat and Tamil Nadu), and grant of INR 600 crore for upgradation of two ports to meet logistics requirements for offshore wind energy projects.

The VGF scheme is a major step towards implementation of the National Offshore Wind Energy Policy, which was notified in 2015 with the aim of exploiting the vast offshore wind energy potential that exists within India's exclusive economic zone. The Government's support of the VGF will reduce the cost of power from offshore wind projects and make them viable for DISCOMs to purchase. While private developers will establish the projects selected through a transparent bidding process, the power evacuation infrastructure, including the offshore substations, will be constructed by Power Grid Corporation of India Ltd ('PGCIL'). Ministry of New and Renewable Energy, as the nodal Ministry, will coordinate with various Ministries/Departments to ensure the successful implementation of the scheme.

Construction of offshore wind energy projects and their operations also require specific port infrastructure, which can handle storage and movement of heavy and dimension equipment. Under the scheme, two ports in the country will be supported by the Ministry of Ports, Shipping and Waterways to meet the requirements of offshore wind development.

### Energy Storage

Solar energy, which constitutes half of India's renewable generation, is primarily produced during the daytime, whereas peak power demand occurs during the evening from 5 p.m. to 8 p.m. As the proportion of solar power in the overall renewable energy mix is projected to rise to approximately 58% over the next two fiscal years, the absence of storage is projected to limit solar power's ability to meet



peak demand requirements. Energy storage systems ('ESS'), including pumped hydro and battery energy storage, address this issue by storing excess electricity generated during off-peak hours and discharging it when needed.

### Energy Storage Purchase Obligations

Under its revised tariff policy 2022, the Ministry of Power enhanced Renewable Purchase Obligations ('RPO') for utilities. Along with stipulating certain parameters for energy storage eligibility, the Government has determined that large-scale pumped hydro energy storage ('PHES') over 25 MW should be classified as part of the RPO under a separate Hydro Purchase Obligation. By 2029-2030, combined wind, hydro and other renewable energy purchase obligations will reach 43.33%, comprising 6.94% wind, 2.82% hydro and 33.57% other renewable. The Energy Storage Obligation ('ESO') specifies that the percentage of total energy consumed from solar and wind, with or through energy storage, should be set at 1% in the 2023-2024 timeframe and gradually rise to 4% by 2029-2030, as in the table below:

Financial Year	Storage percentage of consumption (on an energy basis)
2023-2024	1.0%
2024-2025	1.5%
2025-2026	2.0%
2026-2027	2.5%
2027-2028	3.0%
2028-2029	3.5%
2029-2030	4.0%

Energy Storage Obligation will be fulfilled when at least 85% of energy procured and stored annually comes from renewable energy sources.

### Battery Energy Storage Solutions ('BESS')

BESS systems are expected to be critical in increasing the penetration levels of renewable energy in India. With a sharp decline in costs, deployment levels of BESS systems are expected to increase significantly. The Ministry of New and Renewable



Energy ('MNRE') has also proposed the establishment of a 13,000 MW renewable energy (RE) capacity along with a 12,000 MWh BESS in Ladakh.

### Pumped Hydro Energy Storage ('PHES')

Despite their advantages, PHES projects have faced challenges regarding site identification, complex implementation processes, long gestation periods, and high capital costs, leading to negligible capacity additions since March 2017. Additionally, lengthy approval processes for land acquisition and forest, wildlife and environmental clearances have hindered progress.

The newly released guidelines by the Ministry of Power ('MoP') aim to expedite environmental clearances for off-river PHES projects and offer concessional rates for land lease rentals. They also allow for the utilisation of exhausted mines for PHES projects and provide a one-year relaxation for projects facing construction delays due to pending forest and environmental clearances. These measures aim to mitigate implementation challenges and increase the number of available sites at attractive costs. Approximately 2.8 GW of the expected 5 GW of PHES capacity is currently under construction, with the remaining capacity planned for potential sites identified by the Ministry of New and Renewable Energy, totalling to 29.9 GW.

To enhance the viability of PHES projects, the guidelines provide budgetary support for enabling infrastructure, such as road connectivity and transmission lines to project sites. The guidelines also pave the way for PHES projects to generate additional revenue streams by offering ancillary services, including reactive support and peak hour shaving, potentially increasing annual cash flow by approximately 5%.

If successfully implemented, PHES projects that store electricity for over six hours could provide power at a levelized tariff of INR 6-7 per unit, including a budgetary benefit of around INR 0.3 per unit. While this tariff may be higher than the average procurement price for distribution companies (discoms), it would enable discoms to increase the share of green energy in their power mix and comply with the MoP's renewable and storage purchase obligations.



## Green Hydrogen

### National Green Hydrogen Mission

The Ministry of New and Renewable Energy is implementing the National Green Hydrogen Mission, approved by the Union Cabinet on January 4, 2023, with an outlay of INR 19,744 crore. The overarching objective of the Mission is to make India the Global Hub for the production, usage and export of Green Hydrogen and its derivatives.

The Strategic Interventions for Green Hydrogen Transition ('SIGHT') Programme is a major financial measure under the Mission with an outlay of INR 17,490 crore. The programme consists of two distinct financial incentive mechanisms to support the domestic manufacturing of electrolyzers and the production of Green Hydrogen:

- **Green Hydrogen:** The selection process for selection of Green Hydrogen Producers for setting up of Production Facilities of 450,000 tons for Green Hydrogen in India under the Strategic Interventions for Green Hydrogen Transition ('SIGHT') Scheme (Mode-1-Tranche-I) was conducted by SECI and has successfully been completed; and
- **Electrolyzers:** The selection process of Electrolyser Manufacturers (E.M.) for setting up of 1.5 GW annual Electrolyser Manufacturing Capacities under the SIGHT Scheme (Tranche-I) was conducted by SECI and has also been completed.

### Transmission Infrastructure

The Government of India ('GoI') has devised a holistic plan to create a transmission evacuation capacity of 500 GW of renewable energy. The plan will entail a capital expenditure of INR 30,000 crores over the next six years. In addition, GoI has made special provisions for creating transmission infrastructure to evacuate renewable power from the Ladakh region, which received one of the highest solar radiations in the country.





In October 2023, the Cabinet Committee on Economic Affairs approved the construction of an Inter-State Transmission System for power evacuation and grid integration of the 13 GW RE projects in Ladakh and the despatch of power from the UT of Ladakh to other parts of the country. The project will also ensure a reliable power supply to the Ladakh region and Jammu & Kashmir.

POWERGRID, the project's implementing agency is currently carrying out the Front-End Engineering Design ('FEED') study. The study report is expected by December 2024. Based on the study's report, POWERGRID will invite bids for construction.

### Road Ahead

India has set a target to reduce the carbon intensity of the nation's economy by less than 45% by the end of the decade, achieve 50% cumulative electric power installed by 2030 from renewables, and achieve net-zero carbon emissions by 2070. Low-carbon technologies could create a market worth up to US\$ 80 billion in India by 2030.

The Central Electricity Authority ('CEA') estimates that by 2029-2030, the share of renewable energy generation will increase from 18% to 44%, while that of thermal is expected to reduce from 78% to 52%. The CEA also estimates India's power requirement to grow to reach 817 GW by 2030.

India's ambitious renewable energy goals are transforming its power sector. The rising population and widespread electrification in rural homes are fuelling the demand for energy to power homes, businesses and communities. Clean energy will reduce pollution levels as villages become self-sustainable using clean energy.

By 2040, around 49% of the total electricity is expected to be generated by renewable energy as more efficient batteries will be used to store electricity, which will further cut the solar energy cost by 66% compared to the current cost. Using renewables in place of coal will save India INR 54,000 crores (US\$ 8.43 billion) annually.



### Deposits:

The Company has not accepted any public deposits within the meaning of Section 73 of the Companies Act, 2013 read with the Companies (Acceptance of Deposits) Rules, 2014 and any amendments thereto.

### Details of Subsidiary Companies/Associate Companies/Joint Ventures:

Your Company continues to be the Subsidiary Company of Avaada Energy Private Limited. Further, the Company has no subsidiary or associates or joint ventures during the said period.

### Capital and Debt Structure:

#### (a) Share Capital

During the year under review, there has not been any change in the authorised, issued and paid-up share capital of your Company. The authorised, issued, subscribed and paid-up share capital of your Company as of March 31, 2024 was as under:

Class of Shares	Authorized Share Capital	Issued Share Capital	Subscribed Share Capital	Paid-up Share Capital
Equity				
Number of Equity Shares	131,000,000	131,000,000	130,914,077	130,914,077
Nominal Value per share (in INR)	10	10	10	10
Total amount of equity shares (in INR)	1,310,000,000	1,310,000,000	1,309,140,770	1,309,140,770

### (b) Non-Convertible Debentures (NCDs)

During financial year 2022-23, your Company had issued and allotted 2,700 Secured, Redeemable, Rated, Listed, Non-Convertible Debentures (NCDs) of the face value of INR 1,000,000/- each aggregating up to INR 2,700,000,000/- with 6.75% p.a.p.q coupon rate for a tenure of 2 years 363 days for the purpose of refinancing of existing financial indebtedness of the Company availed from the existing lenders and promoter loans, payment of capital creditors and various purpose in the normal course of business and the said NCDs were listed on the wholesale debt market (WDM) of BSE Ltd on March 7, 2022.

Further, Catalyst Trusteeship Limited continues to be the Debenture Trustee to the issue and the Company have utilised the proceeds received from the said issue of NCDs for the purpose for which it was raised.

Further, NCDs are secured by way of mortgage/charge against certain assets of the Company and the security cover in respect of these NCDs exceed hundred percent of the principal amount of the said NCDs as of March 31, 2024.

During the period under review, interest payment and principal repayment of NCDs was done on a quarterly basis as mentioned in the payment schedule of the Information Memorandum and the outstanding principal value of the NCDs is INR 9,10,000/- as on March 31, 2024.

Further, all the listing compliances and corporate announcements were made on a timely basis and there were no failures or late compliances on part of the Company. Also, during the year there were no fines or penalty levied by BSE Limited on account of non-compliance by the Company.

### (c) Credit Rating

The credit rating of 2,700 NCDs, 6.75% secured, redeemable, rated, listed Non-Convertible Debentures ("NCDs") of INR 10,00,000/- issued by the Company on March 2, 2022 was re-affirmed vide letter from credit rating agency, viz. CRISIL



Ratings Limited dated January 23, 2024 and the credit rating details of the Company as on March 31, 2024 was as follows:

Rating Agency	Type of Instrument	Credit Rating
CRISIL Ratings Limited	Non-Convertible Debentures	CRISIL AAA/Stable

### Disclosures under SEBI Operational Circular:

#### Large Corporate Disclosure

As the maturity of NCDs is for a period of more than one year and have a credit rating of CRISIL AAA/Stable, the Company would be considered as a 'Large Corporate' as per SEBI Circular no. SEBI/HO/DDHS/P/CIR/2021/613 dated August 10, 2021 ('SEBI Operational Circular') and any further amendments thereto. Further, there was no incremental borrowing done by the Company during the financial year ended March 31, 2024.

#### Disclosures pertaining to Green Debt Securities

Disclosures pertaining to green debt securities issued by the Company as required under SEBI Circular no. SEBI/HO/DDHS/P/CIR/2021/613 dated August 10, 2021 ('SEBI Operational Circular') and additional disclosures prescribed under SEBI Circular no. SEBI/HO/DDHS/DDHS-RACPOD1/P/CIR/2023/023 dated February 06, 2023 is annexed with this report as **Annexure I**.

### Change in Board of Directors and Key Managerial Personnel:

There has been no change in the composition of the Board of Directors of the Company and the present directors of the Company are Mr. Gulab Singh and Mr. Sandeep Mahesh.

Further, Ms. Mansi Parekh had been appointed as the Company Secretary and Compliance Officer of the Company w.e.f. June 23, 2023.



### Number of Meetings of the Board of Directors and Attendance of Directors:

Nine (9) meetings of the Board of Directors were held during the period viz on May 5, 2023, May 25, 2023, June 23, 2023, August 9, 2023, September 22, 2023, October 12, 2023, November 9, 2023, February 12, 2024 and March 21, 2024 and the intervening gap between any two meetings was within the period prescribed under the Companies Act, 2013:

Directors	Mr. Sandeep Mahesh	Mr. Gulab Singh
Date of Board Meetings		
May 5, 2023	Attended	Attended
May 25, 2023	Attended	Attended
June 23, 2023	Attended	Attended
August 9, 2023	Attended	Attended
September 22, 2023	Attended	Attended
October 12, 2023	Attended	Attended
November 9, 2023	Attended	Attended
February 12, 2024	Attended	Attended
March 21, 2024	Attended	Attended
% of attendance	100%	100%

### Board Evaluation:

Since the Company was a private limited company during the period from April 1, 2023 till March 31, 2024, the disclosure on annual evaluation of the performance was not applicable to the Company.

### Auditors and Auditors' Report:

M/s Goyal Malhotra & Associates, the Chartered Accountants (FRN: 008015C), were appointed as the Statutory Auditors of the Company at the annual general meeting held on September 28, 2020 for a term of five (5) years i.e. from financial year 2020-21 to financial year 2024-25 on such remuneration as may be mutually agreed upon



between the Board of Directors of the Company and the Statutory Auditors at a later date.

The notes to the financial statements referred to in the Auditors' Report are self-explanatory. There are no reservations, adverse remarks or qualifications in the Auditors' Report and therefore do not call for any clarification or comments under Section 134 of the Companies Act 2013. The Auditor's Report is enclosed with the financial statements in this Annual Report.

#### Internal Auditor:

The Board of Directors of the Company had appointed M/s Protiviti India Member Private Limited as the Internal Auditors of the Company to conduct the Internal Audit for the period of 3 (three) years viz. financial years 2023-2024, 2024-2025 and 2025-2026 subject to ratification/confirmation of their appointment by Board in subsequent years and the scope, functioning, periodicity and methodology for conducting internal audit was approved by the Board of Directors. The Board have approved the appointment of M/s Protiviti India Member Private Limited as internal auditors for the financial year 2024-25.

#### Secretarial Auditor:

Your Company had appointed M/s JMJA & Associates LLP, Practicing Company Secretaries (Certificate of Practice Number: 7447) as the Secretarial Auditor to undertake the Secretarial Audit of the Company for the Financial Year 2023-24 in accordance with the provisions of Section 204 of the Companies Act, 2013 read with the Companies (Appointment and Remuneration of Managerial Personnel) Amendment Rules, 2020. The Secretarial Audit report for said Financial Year 2023-24 in the prescribed Form MR-3 is appended with this Boards' Report as **Annexure II**. There were no qualifications, reservation or adverse remarks given by the Secretarial Auditor in the Secretarial Audit Report of the Company.

Further, M/s JMJA & Associates LLP, Practicing Company Secretaries (Certificate of Practice Number: 7447) have been reappointed as the Secretarial Auditor of the Company by the Board for the financial year 2024-25.



### Cost Auditor:

The Board had appointed M/s HCB & Co, Cost Accountants (Firm Registration No.000525) for conducting the audit of cost records of the Company for the Financial Year 2023-24 in accordance with the provisions of Section 148 of the Companies Act, 2013 read with the Companies (Cost Records and Audit) Rules, 2014.

### Corporate Social Responsibility Initiatives:

The Board of Directors had granted its approval to undertake its Corporate Social Responsibility (CSR) activities through Avaada Foundation, Avaada Group Section 8 Company incorporated for purpose pursuant to the collaboration agreement for Corporate Social Responsibility activities executed between Avaada Foundation, Avaada Energy Private Limited and Avaada Ventures Private Limited and Deed of Adherence executed between Avaada Foundation, Avaada Ventures Private Limited, Avaada Energy Private Limited and the Subsidiaries of Avaada Energy Private Limited.

In accordance with proposed CSR Action Plan during the Financial Year 2023-24, Avaada Foundation undertook the social development activity in the area of education in Rajkot District in the State of Gujarat as under:

Sr No	Focus Areas	CSR Programs	Locations	Lives Touched
1	Education	Promoted education for all by providing financial support in establishment of educational institutes for rural community	Rajkot, Gujarat	110

The annual report on CSR activities undertaken is attached herewith as **Annexure III**.

### Annual Return:

Pursuant to Section 134(3)(a) and Section 92(3) of the Companies Act, 2013 read with Rule 12(1) of the Companies (Management and Administration) Rules, 2014, the draft



Delhi Office:  
910/19, Suryakiran,  
Kasturba Gandhi Marg,  
New Delhi – 110 001  
T: +011-68172100

Registered Office:  
C-11, Sector-65,  
Gautam Buddha Nagar,  
Noida, UP-201301  
T: +91-120-8757000  
E: [avaadasataramh@avaada.com](mailto:avaadasataramh@avaada.com)  
<https://avaada.com/SataramH/>

Annual Return as on March 31, 2024 in Form No. MGT-7, shall be available on the Company's webpage and can be accessed at the weblink: <https://avaada.com/sataramh/>

## Governance Policies of the Company:

### Vigil Mechanism (Whistle Blower Policy)

The Company has established a Vigil Mechanism and adopted Vigil Mechanism Policy that enables the directors and group employees to bring to the attention of the management any issue which is perceived to be in violation of or in conflict with the fundamental business principles of the Company.

The Vigil Mechanism provides for (a) adequate safeguards against victimization of persons who use the Vigil Mechanism; and (b) direct access to the Board of Directors of the Company or any authorized person in appropriate or exceptional cases.

The Vigil Mechanism Policy is uploaded on the webpage of the Company at <https://avaada.com/wp-content/uploads/Vigil-Mechnism-Policy-Satara.pdf>

### Corporate Social Responsibility (CSR) Policy

Pursuant to the provisions of Section 135 of the Companies Act, 2013 read with Companies (Corporate Social Responsibility Policy) Rules, 2014 and Companies (Corporate Social Responsibility Policy) Amendment Rules, 2021, the Company has adopted Corporate Social Responsibility (CSR) Policy effective from April 1, 2023. The Policy on Corporate Social Responsibility is uploaded on the webpage of the Company at <https://avaada.com/wp-content/uploads/CSR-Policy-Satara.pdf>

### Policy on Preservation and Archival of Documents

Further, pursuant to provisions of Regulation 9 of the SEBI (Listing Obligations and Disclosure Requirements) Regulations, the Company has adopted the Policy on Preservation and Archival of Documents to aid the employees in handling the





documents efficiently either in physical form or in electronic form. It covers various aspects on preservation of the documents, archival of the same and safe disposal/destruction of the documents. The Policy on Preservation and Archival of Documents is uploaded on the webpage of the Company at <https://avaada.com/wp-content/uploads/Policy-On-Preservation-And-Archival-Of-Documents-Satara.pdf>

#### Code of Practices and Procedures for Fair Disclosure of Unpublished Price Sensitive Information (Fair Disclosure Policy)

During the year under review, pursuant to Regulation 8(1) of the Securities and Exchange Board of India (Prohibition of Insider Trading) Regulations, 2015) read with Regulation 51(1) of the SEBI (Listing Obligations and Disclosure Requirements) Regulations, the Company has established the Code of Practices and Procedures for Fair Disclosure of Unpublished Price Sensitive Information to ensure timely, fair and adequate disclosure of Unpublished Price Sensitive Information (“UPSI”). The Fair Disclosure Policy is uploaded on the webpage of the Company at <https://avaada.com/wp-content/uploads/Code-Of-Conduct-BoD-Satara.pdf>

#### **Conservation of Energy, Technology Absorption, Foreign Exchange Earnings and Outgo:**

The provisions of Section 134 (3) of the Companies Act 2013 read with Rule 8 of the Companies (Accounts) Rules 2013 regarding disclosure of particulars with respect to conservation of energy and technology absorption are not applicable to your Company.

Further, there is no foreign exchange earnings and foreign exchange outgo during the year.

#### **Particulars of Loans given, Investments made, Guarantees given and Securities provided:**

Your Company is engaged in provision of infrastructural facilities, therefore, exempted from compliance of applicable provisions of Section 186 (2) of the Companies Act, 2013 and rules thereunder.



### Particulars of Contracts or Arrangements with Related Parties:

All the arrangements or transactions with related parties were in compliance with the provisions of the Companies Act, 2013 and rules thereunder. There were no material contracts or arrangements or transactions with related parties during the period under review.

### Particulars of Employees and Related Disclosures:

There were no employees who were falling under the preview of rule 5 (2) of the Companies (Appointment and Remuneration) Rules 2014 during the period under review.

### Material Changes and Commitments, if any, affecting the financial position of the Company, which have occurred between the end of the financial year of the Company to which the financial statements relate and the date of the report:

No material changes and commitments occurred between the end of the Financial Year of the Company i.e. March 31, 2024 to which the financial statements relate and the date of this report which effects the financial position of the Company.

### Details of significant and material orders passed by the regulators or courts or tribunals impacting the going concern status and the Company's operations in future:

There are no significant material orders passed by the regulators or courts or tribunals that would impact the going concern status of the Company and the Company's operations at present and in future.

### Compliance with Secretarial Standards:

The Company has complied with Secretarial Standards on Board Meetings and General Meetings issued by the Institute of Company Secretaries of India, as applicable to the Company.



### Disclosure under the Sexual Harassment of Women at the Workplace (Prevention, Prohibition & Redressal) Act, 2013:

During the financial year 2023-24, there were no instances / complaints reported under the Sexual Harassment of Women at Workplace (Prevention, Prohibition and Redressal) Act, 2013.

### Risk Management:

The Company is managing its risks through well-defined internal financial controls and there are no risks that may threaten the existence of the Company. The Company has formulated entry level controls for risk management in the Company. It identifies the components of risk evaluation and the principles based on which the controls have been formulated.

### Internal Control System:

Your Company has in place adequate internal control system with reference to adherence to policies and procedures for ensuring the orderly and efficient conduct of business, safeguarding of its assets, prevention and detection of frauds and errors, accuracy and completeness of the accounting records and timely preparation of reliable financial information.

### Directors' Responsibility Statement:

Pursuant to Section 134(3)(c) of the Companies Act, 2013, the Directors confirm that:

1. in the preparation of annual accounts for the year ended March 31, 2024, the applicable accounting standards have been followed and there are no material departures from the same;
2. they have selected such accounting policies and applied them consistently and made judgments and estimates that are reasonable and prudent so as to give a true and fair view of the state of affairs of the Company as at March 31, 2024 and of the profit of the Company for the year;
3. they have taken proper and sufficient care for the maintenance of adequate accounting records in accordance with the provisions of Companies Act, 2013 for



Delhi Office:  
910/19, Suryakiran,  
Kasturba Gandhi Marg,  
New Delhi – 110 001  
T: +011-68172100


Registered Office:  
C-11, Sector-85,  
Gautam Buddha Nagar,  
Noida, UP-201301  
T: +91-120-6757000  
E: [avaadasataramh@avaada.com](mailto:avaadasataramh@avaada.com)  
<https://avaada.com/SataramH>

- safeguarding the assets of the Company and for preventing and detecting fraud and other irregularities;
4. the annual accounts have been prepared on a going concern basis; and
  5. they have devised proper systems to ensure compliance with the provisions of all applicable laws and that such systems are adequate and operating effectively.

#### Acknowledgements:

Your Board wishes to place on record their appreciation for the valuable support and assistance received by your Company from all the stakeholders and look forward to their continued support.

For and on behalf of the Board of Directors

  
Gulab Singh  
Director  
DIN: 08561956

  
Sandeep Mahesh  
Director  
DIN: 08193555

Date: May 22, 2024  
Place: Noida



## Annexure - I

### Disclosures applicable to Green Debt Securities under SEBI Circulars:

#### 1. List of project(s) and/ or asset(s) to which proceeds of the Green Debt Securities have been allocated/invested including a brief description of such project(s):

The amount of INR 2,700 millions raised by issuance of green debt securities has been fully allocated for re-financing of “Eligible Green Projects” as defined in the Green Bond framework i.e. for existing around 72 MW solar electricity generation facilities/plant of the Company operational in the State of Maharashtra wherein 100% of electricity generated from the said plant is derived from solar energy resources. Thus, the Company has utilized the proceeds from the issue of green debt securities viz. non-convertible debentures (‘NCDs’) for the purpose for which these proceeds have been raised.

#### 2. Environmental impact of the Project(s) in which the proceeds from issue of Green Bonds have been invested:

The said Solar Plant had a significant impact in terms of avoidance of emissions of carbon dioxide (CO<sub>2</sub>) apart from other air pollutants associated with energy generation. The CO<sub>2</sub> emission reductions on account of said Solar Plant of the Company during the Financial Year (FY) 2023-24 are shared below:

Project Type	Capacity (in MW AC)	Annual Generation (MWh/year) During FY 2023-2024	Projected Emission reduction (tCO <sub>2</sub> /year) During FY 2023-2024
Solar PV Project	72.01	2,09,215	1,95,406

#### 3. Methods and the key underlying assumptions used in preparation of the performance indicators and metrics and compliance with globally accepted standard(s) for measurement of the environmental impact:

All the data presented in the above table is based on the monthly factual data collection. For CO<sub>2</sub> eq emission reduction, combined margin grid emission factor is



taken from CO<sub>2</sub> baseline database version 31, October 2023, published by Central Electricity Authority (CEA), Government of India.

The Company follows the International Financial Corporation (IFC) performance standards, 2012 to comply with environmental and social management system.

#### 4. Deployment of the mitigation plan for the perceived social and environmental risks:

Since solar power projects are categorized as non-polluting under White Category as per MoEF&CC notification dated March 5, 2016, no EIA is mandated.

However as a best practice, an Environmental & Social Management Plan is prepared to mitigate or address the risks identified as an outcome of Environmental & Social Impact Assessment Study conducted for the Project.

#### 5. Disclosures of major elements of Business Responsibility and Sustainability Report (BRSR):

The major elements of Business Responsibility and Sustainability Report (BRSR) as prescribed under SEBI Circular no. SEBI/HO/DDHS/DDHS-RACPOD1/P/CIR/2023/023 dated February 06, 2023 is annexed as Annexure 1A to this report as a matter of good governance practice.

#### 6. Appointment of third-party reviewer/certifier for verification of impact reporting:

In accordance with SEBI Circular No. SEBI/HO/DDHS/DDHS-RACPOD1/P/CIR/2023/023 dated February 6, 2023 read with the Operational Circular issued on April 13, 2022, for the issuance and listing of Non-convertible Securities, Securitized Debt Instruments, Security Receipts, Municipal Debt Securities, and Commercial Paper, we understand that the provisions of said Circular dated February 6, 2023 do not apply to our Company.

Delhi Office:  
910/19, Suryakiran,  
Kasturba Gandhi Marg,  
New Delhi – 110 001  
T: +011-68172100

Registered Office:  
C-11, Sector-65,  
Gautam Buddha Nagar,  
Noida, UP-201301  
T: +91-120-6757000  
E: [avaadasataramh@avaada.com](mailto:avaadasataramh@avaada.com)  
<https://avaada.com/SataramH/>

However, in line with good corporate governance practice, we had engaged Bureau Veritas Industrial Services (BVIS) India Private Limited as a third-party reviewer of our framework for green debt securities and impact reporting in the last financial year. There have been no change in the framework and the impact reporting for FY 2023-24.

For and on behalf of the Board of Directors



Gulab Singh  
Director  
DIN: 08561956



Sandeep Mahesh  
Director  
DIN: 08193555

Date: May 22, 2024  
Place: Noida



**Annexure IA**
**Disclosure of major elements of Business Reporting and Sustainability (BRSR)**
**Essential Indicators**

1. Details of total energy consumption (in Joules or multiples) and energy intensity, in the following format:

Parameter	As at March 31, 2024	As at March 31, 2023
Total electricity consumption (A)(MWh)	1170.18	1094.67
Total fuel consumption (B) - Litres	1,587.50	1898.2
Total Energy Consumption (B) - J	49,14,90,00,000	58,76,82,72,000
Energy consumption through other sources (C)	-	-
<b>Total energy consumption (A+B+C) in Joules</b>	<b>42,61,79,70,00,000</b>	<b>39,99,58,02,72,000</b>
Energy intensity per rupee of turnover (Total energy consumption/ turnover in rupees)	7762	7699
Energy intensity (optional) - the relevant metric may be selected by the entity	-	-

**Note:** Indicate if any independent assessment/ evaluation/assurance has been carried out by an external agency? (Y/N) If yes, name of the external agency: NA

2. Does the entity have any sites/ facilities identified as designated consumers (DCs) under the Performance, Achieve and Trade (PAT) Scheme of the Government of India? (Y/N) If yes, disclose whether targets set under the PAT scheme have been achieved. In case targets have not been achieved, provide the remedial action taken, if any: - No





**3. Provide details of the following disclosures related to water, in the following format:**

Parameter	As at March 31, 2024	As at March 31, 2023
<b>Water withdrawal by source (in kilolitres)</b>		
(i) Surface water	-	-
(ii) Groundwater	260.03	-
(iii) Third party water	1558.69	1281
(iv) Seawater / desalinated water	-	-
(v) Others	-	-
<i>Total volume of water withdrawal (in kilolitres) (i + ii + iii + iv + v)</i>	-	-
<b>Total volume of water consumption (in kilolitres)</b>	1818.72	1281
<b>Water intensity per rupee of turnover</b> <i>(Water consumed / turnover)</i>	0.0000033	0.0000025
<b>Water intensity (optional)</b> – the relevant metric may be selected by the entity	-	-

Note: Indicate if any independent assessment/ evaluation/assurance has been carried out by an external agency? (Y/N) If yes, name of the external agency: NA

**4. Has the entity implemented a mechanism for Zero Liquid Discharge? If yes, provide details of its coverage and implementation: -**

No, since solar power projects are categorized as non-polluting under White Category as per MoEF & CC notification dated March 5, 2016

**5. Please provide details of air emissions (other than GHG emissions) by the entity, in the following format:**

Parameter	Please specify unit	As at March 31, 2024	As at March 31, 2023
NOx	-	-	-
Sox	-	-	-
Particulate matter (PM)	-	-	-
Persistent organic pollutants	-	-	-

(POP)			
Volatile organic compounds (VOC)	-	-	-
Hazardous air pollutants (HAP)	-	-	-
Others – please specify	-	-	-

Note: Indicate if any independent assessment/ evaluation/assurance has been carried out by an external agency? (Y/N) If yes, name of the external agency- NA

6. Provide details of greenhouse gas emissions (Scope 1 and Scope 2 emissions) & its intensity, in the following format:

<i>Parameter</i>	<i>Unit</i>	As at March 31, 2024	As at March 31, 2023
<b>Total Scope 1 emissions</b> (Break-up of the GHG into CO <sub>2</sub> , CH <sub>4</sub> , N <sub>2</sub> O, HFCs, PFCs, SF <sub>6</sub> , NF <sub>3</sub> , if available)	<i>Metric tonnes of CO<sub>2</sub> equivalent</i>	3.41	4.07
<b>Total Scope 2 emissions</b> (Break-up of the GHG into CO <sub>2</sub> , CH <sub>4</sub> , N <sub>2</sub> O, HFCs, PFCs, SF <sub>6</sub> , NF <sub>3</sub> , if available)	<i>Metric tonnes of CO<sub>2</sub> equivalent</i>	0.838	0.777
<b>Total Scope 1 and Scope 2 emissions per rupee of turnover</b>		0.000000008	0.000000009
<b>Total Scope 1 and Scope 2 emission intensity (optional)</b> – the relevant metric may be selected by the entity	-	-	-

Note: Indicate if any independent assessment/ evaluation/assurance has been carried out by an external agency? (Y/N) If yes, name of the external agency: NA



7. Does the entity have any project related to reducing Green House Gas emission?  
 If Yes, then provide details:

The project is itself a non-polluting renewable energy project. By generating electricity through Solar Energy, the project has avoided 1,95,406 tCO<sub>2</sub> in FY 23-24

8. Provide details related to waste management by the entity, in the following format:

<i>Parameter</i>	<i>As at March 31, 2024</i>	<i>As at March 31, 2023</i>
<b>Total Waste generated (in metric tonnes)</b>		
Plastic waste (A)	-	-
E-waste (B)	0.18	5.63
Bio-medical waste (C)	-	-
Construction and demolition waste (D)	-	-
Battery waste (E)	-	-
Radioactive waste (F)	-	-
Other Hazardous waste. Please specify, if any. (G)	-	-
Other Non-hazardous waste generated (H). Please specify, if any. (Break-up by composition i.e. by materials relevant to the sector)	-	-
<b>Total (A+B + C + D + E + F +G + H)</b>	<b>0.18</b>	<b>6.25</b>
<b>For each category of waste generated, total waste recovered through recycling, re-using or other recovery operations (in metric tonnes)</b>		
<b>Category of waste</b>		
(i) Recycled	-	-
(ii) Re-used	-	-
(iii) Other recovery operations	-	-

Delhi Office:  
 910/19, Suryakran,  
 Kasturba Gandhi Marg,  
 New Delhi – 110 001  
 T: +011-68172100

 Registered Office:  
 C-11, Sector-85,  
 Gautam Buddha Nagar,  
 Noida, UP-201301  
 T: +91-120-6757000  
 E: [avaada.sataramh@avaada.com](mailto:avaada.sataramh@avaada.com)  
<https://avaada.com/Sataramh/>

<b>Total</b>	-	-
<b>For each category of waste generated, total waste disposed by nature of disposal method (in metric tonnes)</b>		
<b>Category of waste</b>		
(i) Incineration	-	-
(ii) Landfilling	-	-
(iii) Other disposal operations	-	-
<b>Total</b>	-	-

Note: Indicate if any independent assessment/ evaluation/assurance has been carried out by an external agency? (Y/N) If yes, name of the external agency. **NA**

9. Briefly describe the waste management practices adopted in your establishments. Describe the strategy adopted by your company to reduce usage of hazardous and toxic chemicals in your products and processes and the practices adopted to manage such wastes:

Solar PV plant does not involve generation of any kind of hazardous waste from its process or activities. The only major waste generated from the plant is the damaged/broken solar modules which are being kept in isolated closed and covered area/steel containers till final disposal to authorized recyclers. Other solid waste and scrap materials like cable parts and carton box are stored in designated area and sold to the local vendor as and when required. Also, efforts are made to make purposeful utilisation of waste wherever possible.

10. If the entity has operations/offices in/around ecologically sensitive areas (such as national parks, wildlife sanctuaries, biosphere reserves, wetlands, biodiversity hotspots, forests, coastal regulation zones etc.) where environmental approvals / clearances are required, please specify details in the following format:

S. No.	Location of operations/offices	Type of operations	Whether the conditions of environmental approval / clearance are being complied with? (Y/N) If no, the reasons thereof and corrective action taken, if any.
1	Avaada	Solar PV	Not Applicable

SataramH Private Limited, Satara, Maharashtra	Project	
---	---------	--

**11. Details of environmental impact assessments of projects undertaken by the entity based on applicable laws, in the current financial year:**

A detailed Environmental & Social Impact Assessment (ESIA) Study is carried out for each project as per National & International guidelines and as a result of ESIA, an Environmental & Social Management Plan is prepared and duly implemented at project level.

Name and brief details of project	EIA Notification No.	Date	Whether conducted by independent external agency (Yes/No)	Results communicated in public domain (Yes/No)	Relevant Web link
Avaada SataramH Private Limited, Satara, Maharashtra	Not Applicable	-	NA	NA	-

**12. Is the entity compliant with the applicable environmental law/ regulations/ guidelines in India; such as the Water (Prevention and Control of Pollution) Act, Air (Prevention and Control of Pollution) Act, Environment protection act and rules thereunder (Y/N). If not, provide details of all such non-compliances, in the following format:**

Not applicable as Solar PV Project is categorized as white category as per guidelines on Categorization of Industries issued by MOEF & CC on February 29, 2016 and subsequent Circular/Notification vide no. B- 29012/ESS (CPA)/2015-16 issued by CPCB on March 7, 2016 which states that "There shall be no necessity of obtaining the Consent to Establish/Operate" for White category of industries.



S. No.	Specify the law / regulation/ guidelines which was not complied with	Provide details of the non-compliance	Any fines / penalties/ action taken by regulatory agencies such as pollution control boards or by courts	Corrective action taken, if any
-	-	-	-	-

### Leadership Indicators

1. Provide break-up of the total energy consumed (in Joules or multiples) from renewable and non-renewable sources, in the following format:

Parameter	As at March 31, 2024	As at March 31, 2023
<b>From renewable sources</b>		
Total electricity consumption (A)(MWh)	-	-
Total fuel consumption (B)(liters)	-	-
Energy consumption through othersources (C)	-	-
<b>Total energy consumed from renewable sources (A+B+C)</b>	-	-
<b>From non-renewable sources</b>		
Total electricity consumption (D) in MWh	1170.18	1094.67
Total fuel consumption (E) Litres	1,587.50	1898.2
Energy consumption through othersources (F)	-	-
<b>Total energy consumed from non-renewable sources (D+E+F) in Joules</b>	<b>42,61,79,70,00,000</b>	<b>39,99,58,02,72,000</b>

Note: Indicate if any independent assessment/ evaluation/assurance has been carried out by an external agency? (Y/N) If yes, name of the external agency: NA

**2. Provide the following details related to water discharged:**

Parameter	As at March 31, 2024	As at March 31, 2023
<b>Water discharge by destination and level of treatment (in kilolitres)</b>		
(i) To Surface water		
- No treatment	-	-
- With treatment - please specify level of treatment	-	-
(ii) To Groundwater		
- No treatment	-	-
- With treatment - please specify level of treatment	-	-
(iii) To Seawater		
- No treatment	-	-
- With treatment - please specify level of treatment	-	-
(iv) Sent to third-parties		
- No treatment	-	-
- With treatment - please specify level of treatment	-	-
(v) Others		
- No treatment	-	-
- With treatment - please specify level of treatment	-	-
<b>Total water discharged (in kilolitres)</b>	<b>Nil</b>	<b>Nil</b>

Note: Indicate if any independent assessment/ evaluation/assurance has been carried out by an external agency? (Y/N) If yes, name of the external agency: NA

**3. Water withdrawal, consumption and discharge in areas of water stress (in kilolitres):**

For each facility/plant located in areas of water stress, provide the following information:



Delhi Office:  
 910/19, Suryakiran,  
 Kasturba Gandhi Marg,  
 New Delhi – 110 001  
 T: +011-68172100

 Registered Office:  
 C-11, Sector-65,  
 Gautam Buddha Nagar,  
 Noida, UP-201301  
 T: +91-120-6757000  
 E: [avaada.sataramh@avaada.com](mailto:avaada.sataramh@avaada.com)  
<https://avaada.com/Sataramh/>

- (i) Name of the area: Satara, Maharashtra  
 (ii) Nature of operations: Solar Power Generation  
 (iii) Water withdrawal, consumption and discharge in the following format:

Parameter	As at March 31, 2024	As at March 31, 2023
<b>Water withdrawal by source (in kilolitres)</b>		
(i) Surface water	-	-
(ii) Groundwater	260.03	-
(iii) Third party water	1558.69	1281
(iv) Seawater / desalinated water	-	-
(v) Others	-	-
<i>Total volume of water withdrawal(in kilolitres)</i>		
<b>Total volume of water consumption (in kilolitres)</b>	1818.72	1281
<b>Water intensity per rupee of turnover</b> ( <i>Water consumed / turnover</i> )	0.0000033	0.0000025
<b>Water intensity (optional)</b> - the relevant metric may be selected by the entity	-	-
<b>Water discharge by destination and level of treatment (in kilolitres)</b>		
<b>(i) Into Surface water</b>		
- No treatment	-	-
- With treatment - please specify level of treatment	-	-
<b>(ii) Into Groundwater</b>		
- No treatment	-	-
- With treatment - please specify level of treatment	-	-
<b>(iii) Into Seawater</b>		
- No treatment	-	-



Delhi Office:  
 910/19, Suryakiran,  
 Kasturba Gandhi Marg,  
 New Delhi – 110 001  
 T: +011-68172100

 Registered Office:  
 C-11, Sector-65,  
 Gautam Buddha Nagar,  
 Noida, UP-201301  
 T: +91-120-8757000  
 E: [avaadasataramh@avaada.com](mailto:avaadasataramh@avaada.com)  
<https://avaada.com/Sataramh/>

- With treatment – specify level of treatment	please	-	-
(iv) Sent to third-parties			
- No treatment		-	-
- With treatment – specify level of treatment	please	-	-
(v) Others			
- No treatment		-	-
- With treatment – specify level of treatment	please	-	-
<b>Total water discharged (in kilolitres)</b>		Nil	Nil

Note: Indicate if any independent assessment/ evaluation/assurance has been carried out by an external agency? (Y/N) If yes, name of the external agency: NA

4. Please provide details of total Scope 3 emissions & its intensity, in the following format:

<i>Parameter</i>	<i>Unit</i>	<b>As at March 31, 2024</b>	<b>As at March 31, 2023</b>
<b>Total Scope 3 emissions</b> (Break-up of the GHG into CO <sub>2</sub> , CH <sub>4</sub> , N <sub>2</sub> O, HFCs, PFCs, SF <sub>6</sub> , NF <sub>3</sub> , if available)	<i>Metric tonnes of CO<sub>2</sub> equivalent</i>	0.004	0.120
<b>Total Scope 3 emissions per rupee of turnover</b>		0.00000000000007	0.000000000231
<b>Total Scope 3 emission intensity (optional)</b> – the relevant metric may be selected by the entity		-	-

Note: Indicate if any independent assessment/ evaluation/assurance has been carried out by an external agency? (Y/N) If yes, name of the external agency: NA

Delhi Office:  
 910/19, Suryakiran,  
 Kasturba Gandhi Marg,  
 New Delhi – 110 001  
 T: +011-68172100

 Registered Office:  
 C-11, Sector-85,  
 Gautam Buddha Nagar,  
 Noida, UP-201301  
 T: +91-120-6757000  
 E: [avaadasataramh@avaada.com](mailto:avaadasataramh@avaada.com)  
<https://avaada.com/Sataramh/>

5. With respect to the ecologically sensitive areas reported at Question 10 of Essential Indicators above, provide details of significant direct & indirect impact of the entity on biodiversity in such areas along-with prevention and remediation activities:- Not Applicable
6. If the entity has undertaken any specific initiatives or used innovative technology or solutions to improve resource efficiency, or reduce impact due to emissions / effluent discharge / waste generated, please provide details of the same as well as outcome of such initiatives, as per the following format:

Sr. No	Initiative undertaken	Details of the initiative ( <i>Web-link, if any, may be provided along-withsummary</i> )	Outcome of the initiative
1	Adoption of dry robotic cleaning for solar panels	Adopted dry robotic cleaning system instead of wet cleaning of solar module. This system has significantly reduced water consumption	By adoption of robotic dry cleaning system, around 5448 KL of water is being saved annually

7. Does the entity have a business continuity and disaster management plan? Give details in 100 words/ web link:

Avaada Group has prepared a site-specific onsite Emergency Management Plan ("OSEP") for implementation at the project site in the event of an emergency situation so that the loss of life and damage to the properties and natural resources are minimized. This plan outlines a series of emergency actions that will be executed by Avaada Group and its contractors to ensure preparedness and response to emergency situations throughout the life cycle of the project.

The overall objective of an OSEP is for what to do and what not during an emergency. The following aspects are included in emergency preparedness plan:

- To assess what dangers could arise to people on and offsite as a result of these foreseeable emergencies and what the effects could it pose on the environment;
- To contain and control incidents; and



Delhi Office:  
91019, Suryakran,  
Kasturba Gandhi Marg,  
New Delhi – 110 001  
T: +011-88172100

Registered Office:  
C-11, Sector-65,  
Gautam Buddha Nagar,  
Noida, UP-201301  
T: +91-120-6757000  
E: [avaadasataramh@avaada.com](mailto:avaadasataramh@avaada.com)  
<https://avaada.com/SataramH/>

- To assess the risk involved, and to mitigate the same by pre-planned remedial and rescue measures using, when necessary, the combined resources of the organization concerned and the public emergency services.

The training of the individual personnel's duties under the plans are being imparted to familiarize on site personnel with their roles/ duties, their equipment, and the details of the plans, specific needs of each particular site for dealing with those emergencies.

8. **Disclose any significant adverse impact to the environment, arising from the value chain of the entity. What mitigation or adaptation measures have been taken by the entity in this regard:**

No significant value chain impact on environment has been identified due to operations of the project.

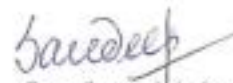
9. **Percentage of value chain partners (by value of business done with such partners) that were assessed for environmental impacts:**

Avaada Group's Environmental & Social requirements for contractors/service providers is an integral part of GCC with all the vendors.

For and on behalf of the Board of Directors



Gulab Singh  
Director  
DIN: 08561956



Sandeep Mahesh  
Director  
DIN: 08193555

Date: May 22, 2024

Place: Noida





A peer reviewed firm

**FORM NO. MR-3**

[Pursuant to Section 204(1) of the Companies Act, 2013 and Rule No. 9 of the Companies (Appointment and Remuneration of Managerial Personnel) Rules, 2014]

**SECRETARIAL AUDIT REPORT  
FOR THE FINANCIAL YEAR ENDED MARCH 31, 2024**

To  
The Members,  
AVAADA SATARAMH PRIVATE LIMITED  
C-11, Sector-65, Gautam Buddha Nagar  
Noida, UP- 201301

We have conducted the Secretarial Audit of the compliance of applicable statutory provisions and the adherence to good corporate practices by **AVAADA SATARAMH PRIVATE LIMITED** (CIN: U40100UP2019PTC124019) (hereinafter referred as "the Company") having its registered office situated at C-11, Sector-65, Gautam Buddha Nagar, Noida, UP- 201301. The Secretarial Audit was conducted in a manner that provided us a reasonable basis for evaluating the corporate conducts/statutory compliances and expressing our opinion thereon.

Based on our verification of the books, papers, minute books, forms and returns filed and other records maintained by the Company and also the information provided by the Company, its officers, agents and authorized representatives during the conduct of Secretarial Audit, we hereby report that in our opinion, the Company has, during the audit period **April 01, 2023 to March 31, 2024** complied with the statutory provisions listed hereunder and also that the Company has proper Board-processes and compliance-mechanism in place to the extent, in the manner and subject to the reporting made hereinafter.

We have examined the books, papers, minute books, forms and returns filed and other records maintained by the Company for the period **April 01, 2023 to March 31, 2024** as per the provisions of:

- (i) The Companies Act, 2013 (the Act) and the rules made there under;
- (ii) The Securities Contracts (Regulation) Act, 1956 and the rules made there under; **Not applicable to the Company**
- (iii) The Depositories Act, 1996 and the Regulations and Byelaws framed there under;
- (iv) Foreign Exchange Management Act, 1999 and the rules and regulation made there under to the extent of Foreign Direct Investment, Overseas Direct Investment and Commercial Borrowings; **Not applicable to the Company during the Audit Period**
- (v) The following Regulations and Guidelines prescribed under the Securities and Exchange Board of India Act, 1992
  - (a) The Securities and Exchange Board of India (Substantial Acquisition of Shares and Takeovers) Regulation, 2011; **Not applicable to the Company during the Audit Period**
  - (b) The Securities and Exchange Board of India (Prohibition of Insider Trading) Regulation, 2015 as amended from time to time;
  - (c) The Securities and Exchange Board of India (Issue of Capital and Disclosure Requirements) Regulation, 2009; **Not applicable to the Company during the Audit Period**



JMJA & Associates LLP | LLPIN: AAC-9388

102, Accord Commercial Complex, Above HDFC Bank, Jay Prakash Nagar, Goregaon (E), Mumbai - 400 063

Website: [www.jmja.in](http://www.jmja.in) | Email: [info@jmja.in](mailto:info@jmja.in) | Tel.: 091 22 4010 9730 | GSTIN: 27AAKFJ6152C1ZG

- (d) The Securities and Exchange Board of India (Employee Stock Option Scheme and Employee Stock Purchase Scheme) Guidelines, 1999; **Not applicable to the Company during the Audit Period**
- (e) The Securities and Exchange Board of India (Issue and Listing of Debt Securities) Regulations, 2008;
- (f) The Securities and Exchange Board of India (Registrars to an Issue and Share Transfer Agents) 1993 regarding the Companies Act and dealing with client;
- (g) The Securities and Exchange Board of India (Delisting of Equity Shares) Regulations, 2009; **Not applicable to the Company during the Audit Period**
- (h) The Securities and Exchange Board of India (Buyback of Securities) Regulations, 1998; **Not applicable to the Company during the Audit Period**
- (i) The Securities and Exchange Board of India (Listing Obligations and Disclosure Requirements) Regulations, 2015 as the NCDs are listed in the wholesale Debt Market of BSE;
- (j) Securities And Exchange Board of India (Issue and Listing of Non-Convertible Securities) Regulation, 2021;

(vi) In respect of any other laws specifically applicable to the Company:

Electricity Act, 2003

We have also examined compliance with the applicable clauses of the following:

- Secretarial Standards issued by The Institute of Company Secretaries of India with respect to the Board and General Meetings.
- The Listing Agreement entered between the Company and BSE Limited.

During the period under review, the Company has complied with the provisions of the Act, Rules, Regulations, Guidelines, etc. as mentioned above.

We further report that:

- a) The Board of Directors of the Company is duly constituted. The changes in the composition of the Board of Directors that took place during the period under review were carried out in compliance with the provisions of the Act;
- b) Adequate notice is given to all the Directors to schedule the board meetings, agenda and detailed notes on agenda were sent at least seven days in advance or shorter notice as the case may be, and a system exists for seeking and obtaining further information and clarifications on the agenda items before the meeting and for meaningful participation at the meeting.
- c) During the period under review, resolutions were carried out unanimously. The minutes of the meeting did not reveal any dissenting views by any member of the Board of Directors during the period under review;



Based on the information provided and the representations made by the Company, its officers, and on review of the overall compliance report of the group, in our opinion, there are adequate systems and processes in the Company commensurate with the size and operations of the Company to monitor and ensure compliance with applicable laws, rules, regulations and guidelines;

We further report that during the audit period, the Company had the following major corporate actions/events:

1. Regularisation of appointment of Mr. Gulab Singh as Director (Non-Executive) w.e.f. September 20, 2023;
2. Resignation of Ms. Hemangi Trivedi as a Company Secretary with effect from April 15, 2023;
3. Appointment of Ms. Mansi Parekh as a Company Secretary with effect from June 23, 2023.

For JMJA & Associates LLP,  
Practising Company Secretaries  
Peer Review Certificate No. 980/2020


CS Mansi Damania  
Founder Partner  
FCS: 7447 | COP: 8120  
UDIN: F007447F001055659

Place: Mumbai  
Date: May 22, 2024

**NOTE:** This report is to be read with our letter of even date which is annexed as 'Annexure' and forms an integral part of this report.

**'Annexure'**

**To,  
The Members,  
AVAADA SATARAMH PRIVATE LIMITED**

Our report of even date is to be read with this letter.

1. Maintenance of Secretarial records is the responsibility of the Management of the Company. Our responsibility is to express an opinion on these secretarial records based on our audit;
2. We have followed the audit practices and process as were appropriate to obtain reasonable assurance about the correctness of the contents of the secretarial records. The verification was done on test basis to ensure that correct facts are reflected in secretarial records. We believe that the processes and practices, we followed provide a reasonable basis for our opinion;
3. We have not verified the correctness and appropriateness of financial records and Books of Accounts of the Company;
4. Wherever required, we have obtained the Management representation about the compliance of applicable laws, rules and regulations etc.;
5. The compliance of the provisions of Corporate and other applicable laws, rules, regulations, standards is the responsibility of management. Our examination was limited to the verification of procedures on test basis;
6. The Secretarial Audit report is neither an assurance as to the future viability of the Company nor of the efficacy or effectiveness with which the Management has conducted the affairs of the Company;

**For JMJA & Associates LLP,  
Practising Company Secretaries  
Peer Review Certificate No. 980/2020**


**CS Mansi Damania  
Founder Partner  
FCS: 7447 | COP: 8120  
UDIN: F007447F001055659**

**Place: Mumbai  
Date: May 22, 2024**

Delhi Office:  
910/19, Suryakiran,  
Kasturba Gandhi Marg,  
New Delhi – 110 001  
T: +011-68172100

Registered Office:  
C-11, Sector-85,  
Gautam Buddha Nager,  
Noida, UP-201301  
T: +91-120-8757000  
E: [avaadasataramh@avaada.com](mailto:avaadasataramh@avaada.com)  
<https://avaada.com/SataramH/>

## Annexure III

### Annual Report on Corporate Social Responsibility Activities as prescribed under Section 135 of the Companies Act, 2013 and Companies (Corporate Social Responsibility Policy) Rules, 2014

#### 1. Brief outline on CSR Policy of the Company:

In line with the provisions of the Companies Act, 2013, the Company had framed its CSR policy and the same was approved by the Board on March 29, 2023 and it focuses on Education, Empowerment, Environment and Health and other CSR activities.

The main objective of the CSR Policy is to lay down guidelines and make CSR as one of the key business drivers for sustainable development of the environment and the society in which the Company operates in particular and the overall development of the global community at large.

#### 2. The composition of the CSR Committee of the Board as on March 31, 2024 is as under:

Pursuant to the amendment to the provisions of Section 135 of the Companies Act, 2013 vide the Companies (Amendment) Act, 2020 read with the Companies (Corporate Social Responsibility Policy) Amendment Rules, 2021, if the annual CSR obligation of any Company does not exceed Rupees Fifty Lakhs, the Company does not fall under the criteria for constituting and continuing with the Corporate Social Responsibility Committee. Thus, the Board of Directors have opted out of the constitution of the Corporate Social Responsibility Committee of the Board of Directors of the Company and CSR related functions are discharged by the Board.

#### 3. The web-link where Composition of CSR committee, CSR Policy and CSR projects approved by the board are disclosed on the website of the company:

<https://avaada.com/wp-content/uploads/CSR-Policy-Satara.pdf>



4. Provide the details of Impact assessment of CSR projects carried out in pursuance of sub-rule (3) of rule 8 of the Companies (Corporate Social responsibility Policy) Rules, 2014, if applicable (attach the report):

The Company at present is not required to carry out impact assessment in pursuance of sub-rule (3) of rule 8 of the Companies (Corporate Social responsibility Policy) Rules, 2014.

5. Details of the amount available for set off in pursuance of sub-rule (3) of rule 7 of the Companies (Corporate Social responsibility Policy) Rules, 2014 and amount required for set off for the financial year, if any:

The Company does not have any amount available for set off in pursuance of sub-rule (3) of rule 7 of the Companies (Corporate Social responsibility Policy) Rules, 2014.

6. Average net profit of the company as per section 135(5): INR 25.80 million

7. (a) Two percent of average net profit of the company as per section 135(5): **INR 0.52 million**  
 (b) Surplus arising out of the CSR projects or programmes or activities of the previous financial years: Nil  
 (c) Amount required to be set off for the financial year, if any: Nil  
 (d) Total CSR obligation for the financial year (7a+7b-7c): **INR 0.52 million**

7. (a) CSR amount spent or unspent for the financial year:

Total Amount Spent for the Financial Year (Rs. in million)	Amount Unspent (in INR)				
	Total Amount transferred to Unspent CSR Account as per section 135(6)		Amount transferred to any fund specified under Schedule VII as per second proviso to section 135(5).		
	Amount	Date of transfer	Name of the Fund	Amount	Date of transfer
0.60	NIL	N.A.	N.A.	NIL	N.A.

- (b) Details of CSR amount spent against ongoing projects for the financial year: **Not Applicable**

(c) Details of CSR amount spent against **other than ongoing projects** for the financial year:

(1) Sr. No.	(2) Name of the Project	(3) Item from the list of activities in schedule VII to the Act	(4) Local area (Yes/No)	(5) Location of the project		(6) Amount spent for the project (INR in millions)	(7) Mode of implementation - Direct (Yes/No)	(8) Mode of implementation - Through implementing agency	
				State	District			Name	CSR registration number
1	Promoted education for all by providing financial support in establishment of educational institutes for rural community	Education	No	Rajkot	Gujarat	0.60	Yes	Avaada Foundation	CSR000 02025
	<b>Total</b>					0.60			

(d) Amount spent in Administrative Overheads: 0.00

(e) Amount spent on Impact Assessment, if applicable: Not Applicable

(f) Total amount spent for the Financial Year (8b+8c+8d+8e): INR 0.60 million

(g) Excess amount for set off, if any

Sl. No.	Particulars	Amounts (INR in Millions)
(i)	Two percent of average net profit of the company as per	0.52

Delhi Office:  
610/19, Suryakiran,  
Kasturba Gandhi Marg,  
New Delhi - 110 001  
T: +011-68172100

Registered Office:  
C-11, Sector-65,  
Gautam Buddha Nagar,  
Noida, UP-201301  
T: +91-120-6757000  
E: [avaadasataramh@avaada.com](mailto:avaadasataramh@avaada.com)  
<https://avaada.com/Sataramh>

	section 135(5)	
(ii)	Total amount spent for the Financial Year	0.60
(iii)	Excess amount spent for the financial year [(ii)-(i)]	0.08
(iv)	Surplus arising out of the CSR projects or programmes or activities of the previous financial years, if any	-
(v)	Amount available for set off in succeeding financial years[(iii)-(iv)]	-

8. (a) Details of Unspent CSR amount for the preceding three financial years: **Nil**
- (b) Details of CSR amount spent in the financial year for ongoing projects of the preceding financial year(s): **Not Applicable**
9. In case of creation or acquisition of capital asset, furnish the details relating to the asset so created or acquired through CSR spent in the financial year: **Not Applicable**
- (a) Date of creation or acquisition of the capital asset(s): N.A.
- (b) Amount of CSR spent for creation or acquisition of capital asset: N.A.
- (c) Details of the entity or public authority or beneficiary under whose name such capital asset is registered, their address etc.: N.A.
- (d) Provide details of the capital asset(s) created or acquired (including complete address and location of the capital asset). N.A.
10. Specify the reason(s), if the company has failed to spend two per cent of the average net profit as per section 135(5):

The Company has spent its CSR obligation in full during the Financial Year 2023-24.

For and on behalf of the Board of Directors



**Gulab Singh**  
Director  
DIN: 08561956



**Sandeep Mahesh**  
Director  
DIN: 08193555

Date: May 22, 2024  
Place: Noida



## INDEPENDENT AUDITOR'S REPORT

To  
The Members of  
Avaada SataraMH Private Limited

### Report on the Audit of the Standalone Financial Statements

#### Opinion

We have audited the accompanying standalone financial statements of **Avaada SataraMH Private Limited** ("the Company"), which comprise the Balance Sheet as at **March 31, 2024**, the Statement of Profit and Loss (including Other Comprehensive Income), the Statement of Changes in Equity and the Statement of Cash Flows for the year ended on that date, and a summary of the material accounting policies and other explanatory information (hereinafter referred to as "the standalone financial statements").

In our opinion and to the best of our information and according to the explanations given to us, the aforesaid standalone financial statements give the information required by the Companies Act, 2013 ("the Act") in the manner so required and give a true and fair view in conformity with the Indian Accounting Standards prescribed under section 133 of the Act read with the Companies (Indian Accounting Standards) Rules, 2015, as amended, ("Ind AS") and other accounting principles generally accepted in India, of the state of affairs of the Company as at March 31, 2024, the profit and total comprehensive income, changes in equity and its cash flows for the year ended on that date.

#### Basis for Opinion

We conducted our audit of the standalone financial statements in accordance with the Standards on Auditing specified under section 143(10) of the Act (SAs). Our responsibilities under those Standards are further described in the Auditor's Responsibilities for the Audit of the Standalone Financial Statements section of our report. We are independent of the Company in accordance with the Code of Ethics issued by the Institute of Chartered Accountants of India (ICAI) together with the ethical requirements that are relevant to our audit of the standalone financial statements under the provisions of the Act and the Rules made thereunder, and we have fulfilled our other ethical responsibilities in accordance with these requirements and the ICAI's Code of Ethics. We believe that the audit evidence obtained by us is sufficient and appropriate to provide a basis for our audit opinion on the standalone financial statements.

#### Key Audit Matters

Key audit matters are those matters that, in our professional judgment, were of most significance in our audit of the financial statements of the current period. We have determined that there are no key audit matters to communicate in our report.



### **Information Other than the Standalone Financial Statements and Auditor's Report Thereon**

The Company's Management and Board of Directors are responsible for the other information. The other information comprises the information included in the Company's annual report, but does not include the financial statements and our auditors' report thereon.

Our opinion on the standalone financial statements does not cover the other information and we do not express any form of assurance conclusion thereon.

In connection with our audit of the standalone financial statements, our responsibility is to read the other information identified above when it becomes available and, in doing so, consider whether the other information is materially inconsistent with the standalone financial statements or our knowledge obtained in the audit or otherwise appears to be materially misstated.

If, based on the work we have performed, we conclude that there is a material misstatement of this other information, we are required to report that fact. We have nothing to report in this regard.

### **Management's Responsibility for the Standalone Financial Statements**

The Company's Board of Directors is responsible for the matters stated in section 134(5) of the Act with respect to the preparation of these standalone financial statements that give a true and fair view of the financial position, financial performance, other comprehensive income, changes in equity and cash flows of the Company in accordance with the Ind AS and other accounting principles generally accepted in India. This responsibility also includes maintenance of adequate accounting records in accordance with the provisions of the Act for safeguarding the assets of the Company and for preventing and detecting frauds and other irregularities; selection and application of appropriate accounting policies; making judgments and estimates that are reasonable and prudent; and design, implementation and maintenance of adequate internal financial controls, that were operating effectively for ensuring the accuracy and completeness of the accounting records, relevant to the preparation and presentation of the standalone financial statements that give a true and fair view and are free from material misstatement, whether due to fraud or error.

In preparing the standalone financial statements, management is responsible for assessing the Company's ability to continue as a going concern, disclosing, as applicable, matters related to going concern and using the going concern basis of accounting unless management either intends to liquidate the Company or to cease operations, or has no realistic alternative but to do so.

The Board of Directors are responsible for overseeing the Company's financial reporting process.

### **Auditor's Responsibilities for the Audit of the Standalone Financial Statements**

Our objectives are to obtain reasonable assurance about whether the financial statements as a whole are free from material misstatement, whether due to fraud or error, and to issue an auditor's report that includes our opinion. Reasonable assurance is a high level of assurance, but



is not a guarantee that an audit conducted in accordance with SAs will always detect a material misstatement when it exists. Misstatements can arise from fraud or error and are considered material if, individually or in the aggregate, they could reasonably be expected to influence the economic decisions of users taken on the basis of these financial statements.

As part of an audit in accordance with SAs, we exercise professional judgment and maintain professional skepticism throughout the audit. We also:

- Identify and assess the risks of material misstatement of the standalone financial statements, whether due to fraud or error, design and perform audit procedures responsive to those risks, and obtain audit evidence that is sufficient and appropriate to provide a basis for our opinion. The risk of not detecting a material misstatement resulting from fraud is higher than for one resulting from error, as fraud may involve collusion, forgery, intentional omissions, misrepresentations, or the override of internal control.
- Obtain an understanding of internal financial control relevant to the audit in order to design audit procedures that are appropriate in the circumstances. Under section 143(3)(i) of the Act, we are also responsible for expressing our opinion on whether the Company has adequate internal financial controls system in place and the operating effectiveness of such controls.
- Evaluate the appropriateness of accounting policies used and the reasonableness of accounting estimates and related disclosures made by the management.
- Conclude on the appropriateness of management's use of the going concern basis of accounting and, based on the audit evidence obtained, whether a material uncertainty exists related to events or conditions that may cast significant doubt on the Company's ability to continue as a going concern. If we conclude that a material uncertainty exists, we are required to draw attention in our auditor's report to the related disclosures in the standalone financial statements or, if such disclosures are inadequate, to modify our opinion. Our conclusions are based on the audit evidence obtained up to the date of our auditor's report. However, future events or conditions may cause the Company to cease to continue as a going concern.
- Evaluate the overall presentation, structure, and content of the standalone financial statements, including the disclosures, and whether the standalone financial statements represent the underlying transactions and events in a manner that achieves fair presentation.

We communicate with those charge with governance regarding, among other matters, the planned scope and timing of the audit and significant audit findings, including any significant deficiencies in internal control that we identify during our audit.

We also provide those charged with governance with a statement that we have complied with relevant ethical requirements regarding independence, and to communicate with them all relationships and other matters that may reasonably be thought to bear on our independence, and where applicable, related safeguards.



## Report on other Legal and Regulatory Requirements

1. As required by the Companies (Auditor's Report) Order, 2020 ("the Order") issued by the Central Government of India in terms of Section 143(11) of the Act, we give in the "Annexure A" a statement on the matters specified in paragraphs 3 and 4 of the Order, to the extent applicable.
2. As required by Section 143(3) of the Act, we report that:
  - a) We have sought and obtained all the information and explanations which to the best of our knowledge and belief were necessary for the purposes of our audit.
  - b) In our opinion, proper books of account as required by law have been kept by the Company so far as it appears from our examination of those books.
  - c) The Balance Sheet and the Statement of Profit and Loss (including other comprehensive income), the Standalone Statement of Changes in Equity and the Standalone Statement of Cash Flows dealt with by this Report are in agreement with the books of account.
  - d) In our opinion, the aforesaid financial statements comply with the IND AS specified under Section 133 of the Act, read with Rule 7 of the Companies (Accounts) Rules, 2014.
  - e) On the basis of written representations received from the directors as on March 31, 2024, taken on record by the Board of Directors, none of the directors is disqualified as on March 31, 2024, from being appointed as a director in terms of Section 164(2) of the Act.
  - f) With respect to the adequacy of the internal financial controls over financial reporting of the Company and the operating effectiveness of such controls, refer to our separate Report in Annexure "B". Our report expresses an unmodified opinion on the adequacy and operating effectiveness of the Company's internal financial controls over financial reporting.
  - g) With respect to the other matters to be included in the Auditor's Report in accordance with the requirements of section 197(16) of the Act, as amended, in our opinion and to the best of our information and according to the explanations given to us, the company is a private limited company. Hence, reporting under this section is not applicable to the Company
  - h) With respect to the other matters to be included in the Auditor's Report in accordance with Rule 11 of the Companies (Audit and Auditors) Rules, 2014, as amended in our opinion and to the best of our information and according to the explanations given to us:
    - i. The Company does not have any pending litigations which would impact its financial position.
    - ii. The Company did not have any long-term contracts including derivatives contracts for which there were any material foreseeable losses.
    - iii. There were no amounts which required to be transferred by the Company to the Investor Education and Protection Fund.



- iv. a) The management has represented that, to the best of its knowledge and belief, no funds have been advanced or loaned or invested (either from borrowed funds or share premium or any other sources or kind of funds) by the Company to or in any other persons or entities, including foreign entities ("Intermediaries"), with the understanding, whether recorded in writing or otherwise, that the Intermediary shall:
- directly or indirectly lend or invest in other persons or entities identified in any manner whatsoever ("Ultimate Beneficiaries") by or on behalf of the Company or
  - provide any guarantee, security, or the like to or on behalf of the Ultimate Beneficiaries.
- b) The management has represented, that, to the best of its knowledge and belief, no funds have been received by the Company from any persons or entities, including foreign entities ("Funding Parties"), with the understanding, whether recorded Company shall:
- directly or indirectly, lend or invest in other persons or entities identified in any manner whatsoever ("Ultimate Beneficiaries") by or on behalf of the Funding Party or
  - provide any guarantee, security, or the like from or on behalf of the Ultimate Beneficiaries; and
- c) Based on such audit procedures as considered reasonable and appropriate in the circumstances, nothing has come to our notice that has caused us to believe that the representations under subclause (iv)(a) and (iv)(b) contain any material mis-statement.
- v. The company has neither declared nor paid dividend during the year.
- vi. The company has used such accounting software for maintaining its books of account which has a feature of recording audit trail (edit log) facility and the same has been operated throughout the year for all transactions recorded in the software and the audit trail feature has not been tampered with and the audit trail has been preserved by the company as per the statutory requirements for record retention.

For **GOYAL MALHOTRA & ASSOCIATES**  
Chartered Accountants  
FRN: 008015C

**CA (Dr.) Manoj Goyal**  
Partner  
Membership Number: 098958

Place: Noida

Date: 22/05/2024

UDIN: 240989588KAH558550



**Annexure A to the Independent Auditor's report on the standalone financial statements of  
Avaada SataraMH Private Limited for the year ended March 31, 2024**

(Referred to in paragraph 1 under 'Report on Other Legal and Regulatory Requirements' section of our report of even date)

**Matters to be included in auditor's report. - The auditor's report on the accounts of a company to which this Order applies shall include a statement on the following matters, namely: -**

(i) (a) (A) The Company has maintained proper records showing full particulars, including quantitative details and situation of Property, Plant and Equipment.

(B) As the Company does not hold any intangible assets, reporting under clause 3(i)(a)(B) of the Order is not applicable.

(b) The Property, Plant and Equipment were physically verified during the year by the Management in accordance with a program of verification, which in our opinion, provides for physical verification of all the Property, Plant and Equipment at reasonable intervals.

According to the information and explanations given to us no material discrepancies were noticed on such verification.

(c) Based on our examination of the registered sale deed and lease agreement for land on which building is constructed and registered sale deed provided to us, we report that, the title in respect of self-constructed buildings and title deeds of all other immovable properties (other than the properties where the Company is the lessee and the lease agreements are duly executed in favour of the Company) disclosed in the financial statements included in Property, Plant and Equipment, are held in the name of the Company as at balance sheet date.

(d) The Company has not revalued any of its Property, Plant and Equipment (including Right of Use assets) during the year.

(e) No proceedings have been initiated during the year or are pending against the Company as at March 31, 2024 for holding any benami property under the Benami Transactions (Prohibition) Act, 1988 (as amended in 2020) and rules made thereunder.

(ii) (a) The inventories were physically verified during the year by the management at reasonable intervals. In our opinion and according to the information and explanations given to us, the coverage and procedure of such verification by the Management is appropriate having regard to the size of the Company and nature of its operations. No discrepancies of 10% or more in the aggregate for each class of inventories were noticed on such physical verification of inventories applicable, when compared with books of accounts.

(b) According to the information and explanations given to us, at any given point of time of the year, the Company has not been sanctioned working capital from banks or financial institutions and hence reporting under clause (ii)(b) of the Order is not applicable.



- (iii) The Company has not made any investments in, provided any guarantee or security, and granted any loans or advances in the nature of loans, secured or unsecured, to companies, firms, Limited Liability Partnerships or any other parties during the year, and hence reporting under clause 3(iii) of the Order is not applicable.
- (iv) The Company has not granted any loans, made investments, or provided guarantees or securities during the year and hence reporting under clause 3(iv) of the Order is not applicable.
- (v) The Company has not accepted any deposit or amount which are deemed to be deposits. Hence reporting under clause 3(v) of the order is not applicable.
- (vi) The maintenance of cost records has been specified by the Central Government under section 148(1) of the Companies Act, 2013. We have broadly reviewed the books of account maintained by the Company pursuant to the Companies (Cost Records and Audit) Rules, 2014, as amended prescribed by the Central Government for maintenance of cost records under Section 148(1) of the Companies Act, 2013, and are of the opinion that, prima facie, the prescribed cost records have been made and maintained by the Company. We have, however, not made a detailed examination of the cost records with a view to determine whether they are accurate or complete.
- (vii) According to the information and explanations given to us, in respect of statutory dues:
- (a) Undisputed statutory dues, including Goods and Service Tax, Provident Fund, Income-tax, duty of Custom, cess and other material statutory dues applicable to the Company have been regularly deposited by it with the appropriate authorities.
- We were informed that the provisions of Employees' State Insurance Act, 1948 are not applicable to the Company.
- There were no undisputed amounts payable in respect of Goods and Service tax, Provident Fund, Employees' State Insurance, Income-tax, duty of Custom, cess and other material statutory dues in arrears as at March 31, 2024 for a period of more than six months from the date they became payable.
- (b) There are no statutory dues referred to in sub clause (a) above which have not been deposited on account of disputes as on March 31, 2024.
- (viii) There were no transactions relating to previously unrecorded income that were surrendered or disclosed as income in the tax assessments under the Income Tax Act, 1961 (43 of 1961) during the year.
- (ix) (a) In our opinion, the Company has not defaulted in the repayment of loans or other borrowings or in the payment of interest thereon to any lender during the year.
- (b) The company has not been declared willful defaulter by any bank or financial institution or government or any government authority.



- (c) To the best of our knowledge and belief, in our opinion, term loans availed by the Company were, applied by the Company during the year for the purposes for which the loans were obtained.
- (d) On an overall examination of the financial statements of the Company, funds raised on short-term basis have, *prima facie*, not been used during the year for long-term purposes by the Company.
- (e) The Company did not have any subsidiary or associate or joint venture during the year and hence, reporting under clause 3(ix)(e) of the Order is not applicable.
- (f) The Company did not have any subsidiary or associate or joint venture during the year and hence, reporting under clause 3(ix)(f) of the Order is not applicable.
- (x) (a) In our opinion and according to the information and explanations given to us, no moneys have been raised by way of debt instruments during the year and hence, reporting under clause 3(x)(a) of the Order is not applicable.
- (b) The Company has not made any preferential allotment or private placement of shares or convertible debenture (fully or partly or optionally) shares during the year. hence reporting under clause 3(x)(b) of order is not applicable.
- (xi) (a) To the best of our knowledge, no fraud by the Company and no material fraud on the Company has been noticed or reported during the year.
- (b) To the best of our knowledge, no report under sub-section (12) of section 143 of the Companies Act has been filed in Form ADT-4 as prescribed under rule 13 of Companies (Audit and Auditors) Rules, 2014 with the Central Government, during the year and up to the date of this report.
- (c) As represented to us by the Management, there were no whistle blower complaints received by the Company during the year and up to the date of this report.
- (xii) The Company is not a Nidhi Company and hence reporting under clause 3(xii) of the Order is not applicable.
- (xiii) In our opinion, the Company is in compliance with Section 177 and 188 of the Companies Act, where applicable, for all transactions with the related parties and the details of related party transactions have been disclosed in the financial statements as required by the applicable accounting standards.
- (xiv) (a) The Company has an internal audit system commensurate with the size and nature of its business.
- (b) The internal audit reports of the Company issued till the date of the audit report, for the period under audit have been considered by us.



- (xv) In our opinion during the year the Company has not entered into any non-cash transactions with any of its directors or directors of its holding company, or persons connected with such directors and hence provisions of section 192 of the Companies Act, 2013 are not applicable to the Company.
- (xvi) The Company is not required to be registered under section 45-IA of the Reserve Bank of India Act, 1934. Hence, reporting under clause 3(xvi)(a), (b) (c) and (d) of the Order is not applicable.
- (xvii) The Company has not incurred cash losses during the financial year covered by our audit and in the immediately preceding financial year.
- (xviii) There has been no resignation of the statutory auditors of the Company during the year.
- (xix) On the basis of the financial ratios, ageing and expected dates of realization of financial assets and payment of financial liabilities, other information accompanying the financial statements and our knowledge of the Board of Directors and Management plans and based on our examination of the evidence supporting the assumptions, nothing has come to our attention, which causes us to believe that any material uncertainty exists as on the date of the audit report indicating that Company is not capable of meeting its liabilities existing at the date of balance sheet as and when they fall due within a period of one year from the balance sheet date. We, however, state that this is not an assurance as to the future viability of the Company. We further state that our reporting is based on the facts up to the date of the audit report and we neither give any guarantee nor any assurance that all liabilities falling due within a period of one year from the balance sheet date, will get discharged by the Company as and when they fall due.
- (xx) The Company has fully spent the required amount towards Corporate Social Responsibility (CSR) and there is no unspent CSR for the year requiring a transfer to a fund specified in Schedule VII to the Companies Act or special amount in compliance with the provision of sub-section (6) of section 135 of the said Act. Accordingly, reporting under clause (xx) of the Order is not applicable for the year.

**For Goyal Malhotra & Associates**  
Chartered Accountants  
FRN: 008015C

**CA (Dr.) Manoj Goyal**  
Partner  
Membership No.: 098958

Place: Noida

Date: 22/05/2024

UDIN: 24098958BKAH558650

## **ANNEXURE "B" TO THE INDEPENDENT AUDITOR'S REPORT**

(Referred to in paragraph (f) under 'Report on Other Legal and Regulatory Requirements' section of our report of even date)

### **Report on the Internal Financial Controls Over Financial Reporting under Clause (i) of Sub-section 3 of Section 143 of the Companies Act, 2013 ("the Act")**

We have audited the internal financial controls over financial reporting of **Avaada SataramH Private Limited** ("the Company") as of March 31, 2024 in conjunction with our audit of the Ind AS financial statements of the Company for the year ended on that date.

#### **Management's Responsibility for Internal Financial Controls**

The Company's management is responsible for establishing and maintaining internal financial controls based on the internal control over financial reporting criteria established by the Company considering the essential components of internal control stated in the Guidance Note on Audit of Internal Financial Controls over Financial Reporting issued by the Institute of Chartered Accountants of India. These responsibilities include the design, implementation and maintenance of adequate internal financial controls that were operating effectively for ensuring the orderly and efficient conduct of its business, including adherence to company's policies, the safeguarding of its assets, the prevention and detection of frauds and errors, the accuracy and completeness of the accounting records, and the timely preparation of reliable financial information, as required under the Companies Act, 2013.

#### **Auditor's Responsibility**

Our responsibility is to express an opinion on the Company's internal financial controls over financial reporting of the Company based on our audit. We conducted our audit in accordance with the Guidance Note on Audit of Internal Financial Controls Over Financial Reporting (the "Guidance Note") issued by the Institute of Chartered Accountants of India and the Standards on Auditing prescribed under Section 143(10) of the Companies Act, 2013, to the extent applicable to an audit of internal financial controls. Those Standards and the Guidance Note require that we comply with ethical requirements and plan and perform the audit to obtain reasonable assurance about whether adequate internal financial controls over financial reporting was established and maintained and if such controls operated effectively in all material respects.

Our audit involves performing procedures to obtain audit evidence about the adequacy of the internal financial controls system over financial reporting and their operating effectiveness. Our audit of internal financial controls over financial reporting included obtaining an understanding of internal financial controls over financial reporting, assessing the risk that a material weakness exists, and testing and evaluating the design and operating effectiveness of internal control based on the assessed risk. The procedures selected depend on the auditor's judgement, including the assessment of the risks of material misstatement of the financial statements, whether due to fraud or error.

We believe that the audit evidence we have obtained is sufficient and appropriate to provide a basis for our audit opinion on the Company's internal financial controls system over financial reporting.



## Meaning of Internal Financial Controls over Financial Reporting

A company's internal financial control over financial reporting is a process designed to provide reasonable assurance regarding the reliability of financial reporting and the preparation of financial statements for external purposes in accordance with generally accepted accounting principles. A company's internal financial control over financial reporting includes those policies and procedures that (1) pertain to the maintenance of records that, in reasonable detail, accurately and fairly reflect the transactions and dispositions of the assets of the company; (2) provide reasonable assurance that transactions are recorded as necessary to permit preparation of financial statements in accordance with generally accepted accounting principles, and that receipts and expenditures of the company are being made only in accordance with authorizations of management and directors of the company; and (3) provide reasonable assurance regarding prevention or timely detection of unauthorized acquisition, use, or disposition of the company's assets that could have a material effect on the financial statements.

## Inherent Limitations of Internal Financial Controls over Financial Reporting

Because of the inherent limitations of internal financial controls over financial reporting, including the possibility of collusion or improper management override of controls, material misstatements due to error or fraud may occur and not be detected. Also, projections of any evaluation of the internal financial controls over financial reporting to future periods are subject to the risk that the internal financial control over financial reporting may become inadequate because of changes in conditions, or that the degree of compliance with the policies or procedures may deteriorate.

## Opinion

In our opinion, to the best of our information and according to the explanations given to us, the Company has, in all material respects, an adequate internal financial controls system over financial reporting and such internal financial controls over financial reporting were operating effectively as at March 31, 2024, based on the criteria for internal financial control over financial reporting established by the Company considering the essential components of internal control stated in the Guidance Note on Audit of Internal Financial Controls Over Financial Reporting issued by the Institute of Chartered Accountants of India.

For Goyal Malhotra & Associates  
Chartered Accountants  
FRN: 008015C

CA (Dr.) Manoj Goyal

Partner

Membership No.: 098958

Place: Noida

Date: 22/05/2024

UDIN: 24098958BkAHSS8550

Avaada SataraMH Private Limited

CIN - U40100UP2019PTC124019

Balance Sheet as at March 31, 2024

(All amounts in INR Millions unless stated otherwise)

Particulars	Note	As at March 31, 2024	As at March 31, 2023
<b>ASSETS</b>			
<b>Non current assets</b>			
Property, plant and equipment	3	3,236.97	3,392.99
Right of use assets	4	460.71	482.65
Financial assets	5		
Other financial assets	5(a)	354.02	343.90
Non-current tax assets (net)	6	2.64	2.24
<b>Total non-current assets (A)</b>		<b>4,054.34</b>	<b>4,221.78</b>
<b>Current assets</b>			
Inventories	7	5.83	2.49
Financial assets	8		
Investments	8(a)	182.08	187.87
Trade receivables	8(b)	103.53	111.01
Cash and cash equivalents	8(c)	29.55	52.23
Other bank balances	8(d)	16.39	-
Other financial assets	8(e)	16.23	0.41
Other current assets	9	10.10	9.12
<b>Total current assets (B)</b>		<b>363.71</b>	<b>363.13</b>
<b>Total assets (A+B)</b>		<b>4,418.05</b>	<b>4,584.91</b>
<b>EQUITY AND LIABILITIES</b>			
<b>EQUITY</b>			
Equity share capital	10	1,309.14	1,309.14
Other equity	11	215.63	119.71
<b>Total equity (C)</b>		<b>1,524.77</b>	<b>1,428.85</b>
<b>LIABILITIES</b>			
<b>Non-current liabilities</b>			
Financial liabilities	12		
Borrowings	12(a)	-	2,535.60
Lease liabilities	12(b)	252.81	243.18
Deferred Tax Liabilities (net)	13	47.70	30.66
Provisions	14	0.21	0.10
Other non current liabilities	15	55.94	58.54
<b>Total non current liabilities (D)</b>		<b>356.66</b>	<b>2,868.08</b>
<b>Current liabilities</b>			
Financial liabilities	16		
Borrowings	16(a)	2,462.51	218.12
Lease liabilities	16(b)	63.09	45.44
Trade payables	16(c)		
Total outstanding dues of micro and small enterprises		0.45	0.62
Total outstanding dues to creditors other than micro and small enterprises		5.52	22.95
Other current liabilities	17	5.05	0.85
Provisions	18	-	-
<b>Total current liabilities (E)</b>		<b>2,536.62</b>	<b>287.98</b>
<b>Total equity and liabilities (C+D+E)</b>		<b>4,418.05</b>	<b>4,584.91</b>

See accompanying notes forming part of the financial statements

In terms of our report attached  
For Goyal Malhotra & Associates  
Chartered Accountants  
FRN 000015C

Mahesh Goyal  
Partner  
Membership No. 098958  
Date: May 22, 2024  
Place: Noida



Mansi Parikh  
Company Secretary

Date: May 22, 2024  
Place: Mumbai

For and on behalf of Board of Directors

Gulab Singh  
Director

DIN: 08561956  
Date: May 22, 2024  
Place: Noida

Sandeep Mahesh  
Director

DIN: 08193555  
Date: May 22, 2024  
Place: Noida

Avaada SuturaMH Private Limited

CIN - U40100UP2019PTC124019

Statement of Profit and loss for the year ended March 31, 2024

(All amounts in INR Millions unless stated otherwise)

Particulars	Note	For the year ended March 31, 2024	For the year ended March 31, 2023
<b>Income</b>			
Revenue from operations	19	549.07	519.51
Other income	20	50.25	31.40
<b>Total income (A)</b>		<b>599.32</b>	<b>550.91</b>
<b>Expenses</b>			
Employee benefits expenses	21	3.19	2.66
Finance costs	22	211.84	221.97
Depreciation and amortisation expenses	23	163.41	163.72
Other expenses	24	55.36	49.82
<b>Total expenses (B)</b>		<b>433.80</b>	<b>438.17</b>
<b>Profit/(Loss) before tax (C=A-B)</b>		<b>165.52</b>	<b>112.74</b>
<b>Tax expense:</b>			
Current tax	13	-	-
Deferred tax charge		26.06	23.63
<b>Total tax expenses (D)</b>		<b>26.06</b>	<b>23.63</b>
<b>Profit/(Loss) after tax (E=C-D)</b>		<b>139.46</b>	<b>89.11</b>
<b>Other comprehensive income/ (loss)</b>			
Items that will not be reclassified to profit or loss:			
Re-measurement of liabilities/assets*		(0.01)	-
Income tax effect of above**		-	-
<b>Other comprehensive income/(loss) for the year, net of tax (F)</b>		<b>(0.01)</b>	<b>-</b>
<b>Total comprehensive income/ (loss) for the year, net of tax (G=E+F)</b>		<b>139.45</b>	<b>89.11</b>

\*Expressed in absolute - re-measurement of liabilities/ (assets) INR 10,035 (March 31, 2023: INR 1,998)

\*\*Expressed in absolute - income tax effect INR 1,722 (March 31, 2023: INR (343))

<b>Earnings per share:</b>			
(a) Basic (INR)	25	1.07	0.68
(b) Diluted (INR)		1.07	0.68

See accompanying notes forming part of the financial statements 1-41

In terms of our report attached

For Goyal Malhotra & Associates

Chartered Accountants

FRN 008013C

Manoj Goyal

Partner

Membership No. 098958

Date: May 22, 2024

Place: Noida

For and on behalf of Board of Directors

Mansi Parekh  
Company Secretary

Date: May 22, 2024

Place: Mumbai

Gulab Singh  
Director

DIN: 08561956

Date: May 22, 2024

Place: Noida

Sandeep Mallesh  
Director

DIN: 08193555

Date: May 22, 2024

Place: Noida





Particulars	For the year ended March 31, 2024	For the year ended March 31, 2023
<b>A. Cash flow from operating activities</b>		
Net profit/ (loss) before tax	165.52	112.74
<b>Adjustments</b>		
Interest income on term deposits	(20.36)	(10.91)
Interest income on security deposits	(7.08)	(6.64)
Deferred income	(2.59)	(6.26)
Provision no longer required written back	(0.01)	(1.54)
Profit on sale of investments	(18.32)	(5.90)
Interest on non convertible debentures	178.13	186.00
Interest on loan from related party	7.01	8.80
Interest on lease liability	25.31	24.16
Other borrowing costs	1.39	2.96
Depreciation on property, plant and equipment	141.47	141.77
Depreciation on right of use assets	21.94	21.94
<b>Operating profit before working capital changes</b>	<b>492.41</b>	<b>467.12</b>
<b>Adjustment for working capital changes</b>		
Changes in other financial assets	(0.01)	1.80
Changes in inventories	(3.34)	(1.78)
Changes in trade receivables	7.48	(23.84)
Changes in other current assets	(0.97)	(8.59)
Changes in provisions	0.10	0.04
Changes in trade payables	(3.03)	3.99
Changes in other financial liabilities	-	13.87
Changes in lease liabilities	1.97	(12.10)
Changes in other non current financial liabilities	-	64.80
Changes in other current liabilities	4.20	(1.27)
<b>Cash from operations</b>	<b>498.81</b>	<b>504.84</b>
Income tax paid	(0.40)	(1.04)
<b>Net cash generated from operating activities</b>	<b>498.41</b>	<b>503.80</b>
<b>B. Cash flow from investing activities</b>		
Purchase of property, plant and equipment and intangible assets	-	(0.20)
Purchase of investments of mutual fund	(564.11)	-
Proceeds from sale of investments of mutual fund	588.21	(181.97)
Purchase of investments in bank deposits	(34.57)	-
Proceeds from investment in bank deposits	0.01	14.48
Interest received	19.69	10.77
<b>Net cash generated from/ (used in) investing activities</b>	<b>9.23</b>	<b>(156.92)</b>
<b>C. Cash flow from financing activities</b>		
Repayment of long term borrowings	(150.87)	-
Repayment of Non convertible debentures	(135.00)	(108.00)
Proceeds from short term borrowings	8.04	-
Repayment of short term borrowings	(79.55)	(33.40)
Interest and other borrowing costs paid	(172.94)	(182.48)
<b>Net cash generated from/ (used in) financing activities</b>	<b>(530.32)</b>	<b>(323.88)</b>
<b>Net increase/(decrease) in cash and cash equivalents (A+B+C)</b>	<b>(22.68)</b>	<b>22.20</b>
Cash and cash equivalents at the beginning of the year	52.23	30.03
<b>Cash and cash equivalents at the end of the year</b>	<b>29.55</b>	<b>52.23</b>

Components of cash and cash equivalents	As at March 31, 2024	As at March 31, 2023
<b>Balances with banks:</b>		
In current accounts	2.22	8.09
On fixed deposit account	27.33	44.14
<b>Cash and cash equivalents (refer note 8(c))</b>	<b>29.55</b>	<b>52.23</b>

See accompanying notes forming part of the financial statements

In terms of our report attached  
For Goyal Malhotra & Associates  
Chartered Accountants  
FRN 009015C

Manshi Goyal  
Partner  
Membership No. 098938  
Date: May 22, 2024  
Place: Noida



Mansi Parekh  
Company Secretary  
Date: May 22, 2024  
Place: Mumbai

For and on behalf of Board of Directors

Gulab Singh  
Director  
DIN: 08561956  
Date: May 22, 2024  
Place: Noida

Sandeep Mahesh  
Director  
DIN: 08193555  
Date: May 22, 2024  
Place: Noida

## (a) Equity share capital

Particulars	Number	Amount
Balance as at April 01, 2022	13,09,14,077	1,309.14
Changes in equity share capital (refer note 10)	-	-
Balance as at March 31, 2023	13,09,14,077	1,309.14
Changes in equity share capital (refer note 10)	-	-
Balance as at March 31, 2024	13,09,14,077	1,309.14

## (b) Other equity

Particulars	Reserves and Surplus	Debenture redemption reserve	Equity component on interest free loan from related party	Total
Balance as at April 01, 2022	(41.15)	-	83.48	42.33
Profit for the year	89.11	-	-	89.11
Other comprehensive income/(loss) for the year	-	-	-	-
Adjustment of equity component on repayment of loan	-	-	(11.73)	(11.73)
Transfer to debenture redemption reserve	(47.96)	47.96	-	-
Balance as at March 31, 2023	-	47.96	71.75	119.71
Profit for the year	139.46	-	-	139.46
Other comprehensive income/(loss) for the year	(0.01)	-	-	(0.01)
Transfer to debenture redemption reserve	(139.46)	139.46	-	-
Adjustment of equity component on repayment of loan	-	-	(43.53)	(43.53)
Balance as at March 31, 2024	(0.01)	187.42	28.22	215.63

See accompanying notes forming part of the financial statements

1-41

In terms of our report attached  
For Goyal Malhotra & Associates  
Chartered Accountants  
FRN 008015

Manoj Goyal  
Partner  
Membership No. 098958  
Date: May 22, 2024  
Place: Noida



Mansi Parekh  
Company Secretary

Date: May 22, 2024  
Place: Mumbai



For and on behalf of Board of Directors

Gulab Singh  
Director  
DIN: 08561956  
Date: May 22, 2024  
Place: Noida

Sandeep Mahesh  
Director  
DIN: 08193555  
Date: May 22, 2024  
Place: Noida

## 1. Corporate information

Avaada SataraMH Private Limited ("the Company") is a private Company domiciled in India and incorporated on December 02, 2019 under the provisions of the Companies Act applicable in India. The Company is subsidiary of Avaada Energy Private Limited. The registered office of the Company is located at Noida, Uttar Pradesh and is engaged in the business of generation of solar power. The Company has 72 Mw solar power project at Satara, Maharashtra.

The Company is primarily engaged in the business of generation of Solar power and operation & maintenance of power plants.

## 2. Material accounting policies

### 2.1 Statement of compliance and basis of preparation

The financial statements of the Company have been prepared in accordance with Indian Accounting Standards (Ind AS) notified under section 133 of the Companies Act, 2013, read together with Rule 3 of the Companies (Indian Accounting Standards) Rules, 2015, as amended from time to time.

The financial statements have been prepared on the accrual and going concern basis and the historical cost convention except for derivative financial instruments, certain financial assets and liabilities measured at fair value and employee benefit expenses. Historical cost is generally based on the fair value of the consideration given in exchange for goods and services.

All amounts disclosed in these financial statements have been rounded to the nearest million as per the requirements of Schedule III of the Companies Act, 2013, unless otherwise stated.

### 2.2 Summary of material accounting policies

#### a) Use of estimates

The preparation of financial statements in conformity with recognition and principle criteria of Ind AS requires the management to make judgments, estimates and assumptions that affect the reported amounts of revenues, expenses, assets and liabilities and the disclosure of contingent liabilities, at the end of the reporting period. Although these estimates are based on the management's best knowledge of current events and actions, uncertainty about these assumptions and estimates could result in the outcomes requiring a material adjustment to the carrying amounts of assets or liabilities in future periods.

#### b) Current and non-current classification

The Company presents assets and liabilities in the balance sheet based on current/non-current classification.

An asset is treated as current when it is:

- expected to be realized or intended to sold or consumed in normal operating cycle,
- held primarily for the purpose of trading,
- expected to be realized within twelve months after the reporting period, or
- cash or cash equivalents unless restricted from being exchanged or used to settle a liability for at least twelve months after the reporting period.

All other assets are classified as non-current.

A liability is treated as current when it is:

- expected to be settled in normal operating cycle,
- held primarily for the purpose of trading;
- due to be settled within twelve months after the reporting period, or
- there is no unconditional right to defer the settlement of the liability for at least twelve months after the reporting period.

All other liabilities are classified as non-current.

Deferred tax assets/liabilities are classified as non-current assets/liabilities.

The operating cycle is the time between the acquisition of assets for processing and their realization/settlement in cash and cash equivalents. The Company has identified twelve months as their operating cycle for classification of their current assets and liabilities.

#### c) Property, plant and equipment

Property, plant and equipment is stated at cost, net of accumulated depreciation and accumulated impairment losses, if any. The cost of property, plant and equipment comprises its purchase price net of any trade discounts and rebates, any import duties and other taxes (other than subsequently recoverable from tax authorities), any directly attributable expenditure on making the asset ready for its intended use and borrowing costs attributable to acquisition of qualifying assets up to the date the asset is ready for its intended use.

Cost also includes replacing part of the plant and equipment and borrowing costs for long-term construction projects if the recognition criteria are met. When significant parts of plant and equipment are required to be replaced at intervals, the Company depreciates them separately based on their specific useful lives. Likewise, when a major inspection is performed, its cost is recognised in the carrying amount of the plant and equipment as a replacement if the recognition criteria are satisfied. All other repair and maintenance costs are recognised in the statement of Profit or Loss as incurred. The present value of the expected cost for the decommissioning of an asset after its use is included in the cost of the respective asset if the recognition criteria for a provision are met.



**Capital work in progress (CWIP)**

Assets in the course of construction are capitalised in the assets under capital work in progress (CWIP). At the point when an asset is operating at management's intended use, the cost of construction is transferred to the appropriate category of property, plant and equipment and depreciation commences. Where an obligation (legal or constructive) exists to dismantle or remove an asset or restore a site to its former condition at the end of its useful life, the present value of the estimated cost of dismantling, removing or restoring the site is capitalized along with the cost of acquisition or construction upon completion and a corresponding liability is recognized.

**d) De-recognition**

An item of property, plant and equipment and any significant part initially recognized is derecognized upon disposal or when no future economic benefits are expected from its use or disposal. Any gain or loss arising on de-recognition of the asset (calculated as the difference between the net disposal proceeds and the carrying amount of the asset) is included in the Statement of Profit and Loss when the asset is derecognized.

**e) Depreciation**

Depreciation is provided for property, plant and equipment on a straight line basis so as to expense the cost less residual value over their estimated useful lives, based on useful life given in schedule II of Companies Act except solar power generating assets, where estimated useful life considered based on a technical evaluation. The estimated useful lives and residual values are reviewed at the end of each reporting period, with the effect of any change in estimate accounted for on a prospective basis.

Type of asset	Useful lives
Buildings & Improvement (Solar Power Generating System)	25 years
Plant and equipment (Solar Power Generating System)	25 years
Plant and equipment (Other )	15 years
Vehicles	10 years
Computer equipment	3 years
Office equipment	5 years

Assets individually costing less than Rs. 5,000 are fully depreciated in the year of acquisition.

The assets' residual values and useful lives are reviewed at each financial year end or whenever there are indicators for impairment, and adjusted prospectively.

Changes in the expected useful life or the expected pattern of consumption of future economic benefits embodied in the asset are considered to modify the depreciation period or method, as appropriate, and are treated as changes in accounting estimates. The depreciation expense on tangible assets is recognised in the Statement of Profit and Loss unless such expenditure forms part of carrying value of another asset.

The residual values, useful lives and methods of depreciation of property, plant and equipment are reviewed at each financial year end and adjusted prospectively, if appropriate.

**f) Intangible assets**

Intangible assets acquired separately are measured on initial recognition at cost. The cost of intangible assets acquired in a business combination is their fair value at the date of acquisition. Following initial recognition, intangible assets are carried at cost less any accumulated amortisation and accumulated impairment losses. Internally generated intangibles, excluding capitalised development costs, are not capitalised and the related expenditure is reflected in profit or loss in the period in which the expenditure is incurred.

The useful lives of intangible assets are assessed as either finite or indefinite.

Intangible assets with finite lives are amortised over the useful economic life and assessed for impairment whenever there is an indication that the intangible asset may be impaired. The amortisation period and the amortisation method for an intangible asset with a finite useful life are reviewed at least at the end of each reporting period. Changes in the expected useful life or the expected pattern of consumption of future economic benefits embodied in the asset are considered to modify the amortisation period or method, as appropriate, and are treated as changes in accounting estimates. The amortisation expense on intangible assets with finite lives is recognised in the Statement of Profit and Loss unless such expenditure forms part of carrying value of another asset.

Intangible assets with indefinite useful lives are not amortized, but are tested for impairment at each year end either individually or at the cash generating unit level.

An intangible asset is derecognised upon disposal or when no future economic benefits are expected from its use or disposal. Any gains or losses arising from de-recognition of an intangible asset are measured as the difference between the net disposal proceeds and the carrying amount of the asset and are recognised in the Statement of Profit and Loss.

**g) Leases**

The Company assesses at contract inception whether a contract is, or contains, a lease. That is, if the contract conveys the right to control the use of an identified asset for a period of time in exchange for consideration.

**As a lessee**

The Company applies a single recognition and measurement approach for all leases except for leases of low-value assets and short term leases. The Company recognises lease liabilities to make lease payments and right-of-use assets representing the right to use the underlying assets.



**i) Right-of-use assets**

The Company recognizes right-of-use assets at the commencement date of lease (i.e., the date of underlying asset is ready for use). Right-of-use assets are measured at cost, less any accumulated depreciation and impairment losses, and adjusted for any remeasurement of lease liabilities. The cost of right-of-use assets includes the amount of lease liabilities recognised, initial direct costs incurred, and lease payments made at or before the commencement date less any lease incentives received. Right-of-use assets are depreciated on a straight-line basis over the short lease term or useful life.

If ownership of the leased asset transfers to the Company at the end of the lease term or the cost reflects the exercise of a purchase option, depreciation is calculated using the estimated useful life of the asset.

The right-of-use asset are also subject to impairment.

**ii) Lease liabilities**

At the commencement date of the lease, the Company recognizes lease liabilities measured at the present value of lease payments to be made over the lease term. The lease payments include fixed payments (including in substance fixed payments) less any lease incentives receivables, variable lease payments that depend on an index or a rate, and amounts expected to be paid under residual value guarantees. The lease payments also include the exercise price of a purchase option reasonably certain to be exercised by the Company and payments of penalties for terminating the lease, if the lease term reflects the Company exercising the option to terminate. Variable lease payments that do not depend on an index or a rate are recognized as expense (unless they are incurred to produce inventories) in the period in which the event or condition that triggers the payment occurs.

In calculating the present value of lease payments, the Company uses its incremental borrowing rate at the lease commencement date because the interest rate implicit in the lease is not readily determinable. After the commencement date, the amount of lease liabilities is increased to reflect the accretion of interest and reduced for the lease payments made. In addition, the carrying amount of lease liabilities is remeasured if there is a modification, a change in the lease term, a change in the lease payments (e.g., change to future payments resulting from a change in an index or rate used to determine such lease payments) or a change in the assessment of an option to purchase the underlying asset.

**iii) Short-term leases and leases of low-value assets**

The Company applies the short-term lease recognition exemption to its short-term leases (i.e., those leases that have a lease term of 12 months or less from the commencement date and do not contain a purchase option). exemption also applies the lease of low-value assets recognition that are considered to be low value. Lease payments on short-term leases and leases of low value assets are recognised as expense on a straight-line basis over the lease term.

**h) Borrowing costs**

Borrowing costs directly attributable to the acquisition, construction or production of an asset that necessarily takes a substantial period of time to get ready for its intended use or sale are capitalized as part of the cost of the respective asset. All other borrowing costs are expensed in the period they occur.

Borrowing cost includes interest, amortization of ancillary costs incurred in connection with the arrangement of borrowings and exchange differences arising from foreign currency borrowings to the extent they are regarded as an adjustment to the interest cost less any interest income earned on temporary investment of specific borrowings pending their expenditure on qualifying assets.

Borrowing cost includes interest expense as per effective interest rate (EIR). EIR is the rate that exactly discounts the estimated future cash payments or receipts over the expected life of the financial liability or a shorter period, where appropriate, to the amortised cost of a financial liability after considering all the contractual terms of the financial instrument.

The Company determines the amount of borrowing costs eligible for capitalisation as the actual borrowing costs incurred on that borrowing during the period, to the extent that an entity borrows funds specifically for obtaining a qualifying asset. In case if the Company borrows generally and uses the funds for obtaining a qualifying asset, borrowing costs eligible for capitalisation are determined by applying a capitalisation rate to the expenditures on that asset.

**i) Assets held for sale**

Non-current assets are classified as "Held for Sale" if their carrying amount is intended to be recovered principally through sale rather than through continuing use. The condition for classification of "Held for Sale" is met when the non-current asset is available for sale. Non-current assets held for sale are measured at the lower of carrying amount and fair value less cost to sell.

**j) Inventories**

Inventories comprises stores and spare parts and are carried at lower of cost and net realisable value. Cost includes cost of purchase and other costs incurred in bringing the inventories to their present location and condition. Net realisable value represents the estimated selling price in the ordinary course of business less costs necessary to make the sale.

**k) Financial instruments**

A financial instrument is any contract that gives rise to a financial asset of one entity and a financial liability or equity instrument of another entity.

**Financial asset**

Financial assets are recognised when an entity becomes a party to the contractual provisions of the instruments. Financial assets are initially measured at fair value. Trade receivables that do not contain a significant financing component or for which the Company has applied the practical expedient are measured at the transaction price. Transaction costs that are directly attributable to the acquisition or issue of financial assets (other than financial assets at fair value through profit or loss) are added to the fair value of the financial assets on initial recognition. Transaction costs directly attributable to the acquisition of financial assets at fair value through profit or loss (FVTPL) are recognised in the Statement of Profit and Loss.

All recognised financial assets are subsequently measured in their entirety at either amortised cost or fair value, depending on the classification of the financial assets. With the exception of trade receivables that do not contain a significant financing component or for which the Company has applied the practical expedient.



Financial assets that are held within a business model whose objective is to hold assets in order to collect contractual cash flows; and the contractual terms of the instrument give rise on specified dates to cash flows that are solely payments of principal and interest on the principal amount outstanding are subsequently measured at amortised cost (except for financial assets that are designated as at FVTPL on initial recognition) using the effective interest (EIR) method and are subject to impairment.

Financial assets that are held within a business model whose objective is achieved both by collecting contractual cash flows and selling financial assets; and the contractual terms of the instrument give rise on specified dates to cash flows that are solely payments of principal and interest on the principal amount outstanding are subsequently measured at fair value through other comprehensive income (except for financial assets that are designated as at FVTPL on initial recognition).

All other financial assets are subsequently measured at fair value.

The effective interest method is a method of calculating the amortised cost of a financial asset and of allocating interest income over the relevant period. The effective interest rate is the rate that exactly discounts estimated future cash receipts through the expected life of the financial asset, or, where appropriate, a shorter period, to the gross carrying amount on initial recognition. Income is recognised on an effective interest basis for financial assets other than those financial assets classified as at FVTPL. Interest income is recognised in the Statement of Profit and Loss and is included in the 'Other income'.

The Company derecognises a financial asset when the contractual rights to the cash flows from the asset expire, or when it transfers the financial asset and substantially all the risks and rewards of ownership of the asset to another party. On derecognition of a financial asset in its entirety, the difference between the asset's carrying amount and the sum of the consideration received and receivable is recognised in the Statement of Profit and Loss.

The Company assesses at each Balance Sheet date whether a financial asset or a group of financial assets is impaired. Ind AS 109 requires expected credit losses to be measured through a loss allowance. The Company recognizes loss allowances using the expected credit loss (ECL) model for the financial assets which are not fair valued through profit or loss.

The Company recognises lifetime expected losses for all trade receivables. For all other financial assets, expected credit losses are measured at an amount equal to the 12 month expected credit losses or at an amount equal to the life time expected credit losses if the credit risk on the financial asset has increased significantly since initial recognition. The amount of expected credit losses (or reversal) that is required to adjust the loss allowance at the reporting date to the amount that is required to be recognised is recognized as an impairment gain or loss in profit or loss.

For trade receivables, the Company applies a simplified approach in calculating ECLs. Therefore, the Company does not track changes in credit risk, but instead recognises a loss allowance based on lifetime ECLs at each reporting date.

#### Financial Liabilities

Financial liabilities are recognised when an entity becomes a party to the contractual provisions of the instruments. Financial liabilities are initially measured at fair value. Transaction costs that are directly attributable to the acquisition or issue of financial liabilities (other than financial liabilities at FVTPL) are deducted from the fair value of the financial liabilities on initial recognition. Transaction costs directly attributable to the acquisition of financial liabilities at FVTPL are recognised immediately in the Statement of Profit and Loss and is included in 'finance costs'.

Financial liabilities are classified as at FVTPL when the financial liability is held for trading or it is designated as at FVTPL all other financial liabilities are subsequently measured at amortised cost using the effective interest rate method or at FVTPL.

The effective interest rate method is a method of calculating the amortised cost of a financial liability and of allocating interest expense and other directly attributable costs over the relevant period. The effective interest rate is the rate that exactly discounts estimated contracted future cash payments through the expected life of the financial liability to the net carrying amount on initial recognition. The expected life of a financial liability can be a shorter period when the contractual arrangements include repayment provisions and when such repayments are expected.

Expense is recognised on an effective interest basis for financial liabilities other than those financial liabilities classified as at FVTPL. Interest expense is recognised in profit or loss and is included in the 'Finance costs' line item.

Non-refundable fees and related direct costs associated with the origination of borrowings are deferred and netted against borrowings and recognised using effective interest rate method.

The Company derecognises financial liabilities when, and only when, the Company's obligations are discharged, cancelled or have expired. The difference between the carrying amount of the financial liability derecognised and the consideration paid and payable is recognised in the Statement of Profit and Loss.

The Company's financial liabilities comprise of borrowings, trade payables and other payables. These liabilities are measured subsequently at amortised cost.



#### Reclassification of financial assets

The Company determines classification of financial assets and liabilities on initial recognition. After initial recognition, no reclassification is made for financial assets which are equity instruments and financial liabilities. For financial assets which are debt instruments, a reclassification is made only if there is a change in the business model for managing those assets. Changes to the business model are expected to be infrequent. The company's senior management determines change in the business model as a result of external or internal changes which are significant to the Company's operation. Such changes are evident to external parties. A change in the business model occurs when the Company either ceases to perform an activity that is significant to its operations. If the Company reclassifies financial assets, it applies the reclassification prospectively from the reclassification date which is the first day of the immediate next reporting period following the change in the business model. The Company does not restate any previously recognized gains, losses (including impairment gains or losses) or interest.

#### Offsetting of financial instruments

Financial assets and financial liabilities are offset and the net amount is reported in the balance sheet if there is a currently enforceable legal right to offset the recognized amounts and there is an intention to settle on a net basis, to realize the assets and settle the liabilities simultaneously.

#### l) Cash & cash equivalents and bank deposits

Cash consists of balances with banks which are unrestricted for withdrawal and usage. The Company considers all highly liquid financial instruments, which are readily convertible into known amounts of cash that are subject to an insignificant risk of change in value and having original maturities of three months or less from the date of purchase, to be cash equivalents.

Short-term bank deposits are made for varying periods depending on the immediate cash requirements of the Company. Cash and cash equivalents include bank deposits having original maturity period of less than three months. Bank deposits with original maturity period of more than three months but less than 12 months are presented as 'Other bank balances'. Bank deposits with original maturity of more than twelve months are presented as 'Other financial assets'.

#### m) Revenue recognition

Revenue from contracts with customers is recognized on transfer of control of promised goods or services to a customer at an amount that reflects the consideration to which the Company is expected to be entitled to in exchange for those goods or services.

#### Sale of power

##### Revenue arrangement

The Company's revenue arrangement is based on long term PPA with its customer. As per the PPA the Company's performance obligation is to supply solar power at the rates specified in the PPA.

##### Recognition

Revenue from sale of power is recognized when persuasive evidence of an arrangement exists, the fee is fixed or determinable, solar energy kilowatts are supplied and collectability is reasonably assured. Revenue is based on the solar energy kilowatts actually supplied to customers multiplied by the rate per kilowatt hour agreed to in the respective PPAs.

##### Measurement

Revenue towards satisfaction of a performance obligation is measured at the amount of transaction price (net of variable consideration) allocated to that performance obligation. The transaction price is net of goods and service tax and variable considerations. The variable considerations are estimate of the expected amounts based on an analysis of historical experience, or as the most likely amount in a range of possible outcomes. The Company recognises revenue when obligations under the terms of a contract are satisfied and control is transferred.

As per the terms of the PPA, the variable considerations include:

1. Expected compensation for non-fulfilment of minimum supply commitments - The Company is obliged to sell minimum solar power in a year as per the PPA. In case of default of aforesaid obligation, the Company is liable to pay compensation to customer as per the terms of the PPA. As at the year end the Company has estimated that no such penalty will be paid by the Company and accordingly no adjustment has been made in revenue.
2. Deviation settlement mechanism charges which is imposed for over draw/ injection and under draw/injection from the schedule for the generators

#### Income from carbon emission reduction

The Company recognized carbon emission reduction "CER" income in the period when it is reasonably certain that the Company will be able to comply with the conditions necessary to obtain these carbon emission reduction. Company recognise CER value at average price of open contract for sale of CER with customers.

#### Sale of goods

Revenue from selling goods with revenue recognised at a point in time when control of the goods has transferred to the customer. The performance obligation in case of product is satisfied at a point in time i.e., when the material is shipped to the customer. Revenue is measured at fair value of the consideration received or receivable, taking into account contractually defined terms of payment and excluding taxes or duties collected on behalf of the government.

#### Rendering of Services

Revenue from rendering of services is recognised when the performance of agreed contractual task has been completed. Revenue from operations is measured at the fair value of the consideration received or receivable, taking into account contractually defined terms of payment and excluding taxes or duties collected on behalf of the government.



#### Interest income

Interest Income from a Financial Assets is recognised using effective interest rate method.

Interest income from a financial asset is recognised when it is probable that the economic benefits will flow to the Company and the amount of income can be measured reliably. Interest income is accrued on a time basis, by reference to the principal outstanding and at the effective interest rate applicable, which is the rate that exactly discounts estimated future cash receipts through the expected life of the financial asset to that asset's gross carrying amount on initial recognition. Interest income is included in the Statement of Profit and Loss.

#### Dividend income

Dividend Income is recognised when the Company's right to receive the amount has been established.

#### Costs of obtaining long-term contracts

Costs to obtain a contract that would have been incurred regardless of whether the contract was obtained shall be recognised as an expense when incurred, unless those costs are explicitly chargeable to the customer regardless of whether the contract is obtained. The Company incurred the incremental costs for obtaining PPA and recognise these cost as an asset if the Company expects to recover those costs and shall be amortized over the life of the contract/PPA.

No judgement is needed to measure the amount of costs of obtaining contracts.

#### n) Income taxes

Tax expense represents the sum of current tax and deferred tax. Current and deferred tax are recognised in the Statement of Profit and Loss, except when they relate to items that are recognised in other comprehensive income or directly in equity, in which case, the current and deferred tax are also recognised in other comprehensive income or directly in equity respectively.

Current tax is provided at amounts expected to be paid (or recovered) using the tax rates and laws that have been enacted or substantively enacted by the reporting date and includes any adjustment to tax payable in respect of previous years.

Subject to exceptions below, deferred tax is provided, using the balance sheet method, on all deductible and taxable temporary differences at the reporting date between the tax bases of assets and liabilities and their carrying amounts for financial reporting purposes, on carry forward of unused tax credits and unused tax loss:

- deferred income tax is not recognised on the initial recognition of an asset or liability in a transaction that is not a business combination and, at the time of the transaction, affects neither the accounting profit nor taxable profit or loss; and

- deferred tax assets are recognised only to the extent that it is more likely than not that they will be recovered.

Deferred tax liabilities are recognised for all taxable temporary differences. Deferred tax assets are generally recognised for all deductible temporary differences to the extent that it is probable that taxable profits will be available against which those deductible temporary differences can be utilised.

Deferred tax assets and liabilities are measured at the tax rates that are expected to apply to the year when the asset is realized or the liability is settled, based on tax rates (and tax laws) that have been enacted or substantively enacted at the reporting date. Tax relating to items recognized outside profit or loss is recognised outside profit or loss (either in other comprehensive income or equity).

The carrying amount of deferred tax assets is reviewed at each reporting date and is adjusted to the extent that it is no longer probable that sufficient taxable profit will be available to allow all or part of the asset to be recovered.

Deferred tax assets and liabilities are offset when they relate to income taxes levied by the same taxation authority and the Company intends to settle its current tax assets and liabilities on a net basis.

#### o) Earnings per share

Basic earnings per share are calculated by dividing the net profit or loss for the period attributable to equity shareholders (after deducting attributable taxes) by the weighted average number of equity shares outstanding during the period. The weighted average numbers of shares also includes fixed number of equity shares that are issuable on conversion of conversion of a mandatorily convertible instrument, from the date consideration is received (generally the date of their issue) of such instruments. Partly paid equity shares are treated as a fraction of an equity share to the extent that they are entitled to participate in dividends relative to a fully paid equity share during the reporting period. The weighted average number of equity shares outstanding during the period is adjusted for events such as bonus issue, bonus element in a rights issue, share split and reverse share split (consolidation of shares) that have changed the number of equity shares outstanding, without a corresponding change in resources.

For the purpose of calculating diluted earnings per share, the net profit or loss for the period attributable to equity shareholders and the weighted average number of shares outstanding during the period are adjusted for the effects of all dilutive potential equity shares except where results are anti-dilutive.

The number of equity shares and potentially dilutive equity shares are adjusted retrospectively for all periods presented for any bonus issue, bonus element in a rights issue, share split and reverse share split (consolidation of shares).





**p) Provisions, contingencies and commitments**

**General**

Provisions are recognized when the Company has a present obligation (legal or constructive) as a result of a past event, it is probable that an outflow of resources embodying economic benefits will be required to settle the obligation and a reliable estimate can be made of the amount of the obligation. When the Company expects some or all of a provision to be reimbursed, the reimbursement is recognized as a separate asset but only when the reimbursement is virtually certain. The expense relating to any provision is presented in the Statement of Profit and Loss net of any reimbursement.

If the effect of the time value of money is material, provisions are discounted using a current pre-tax rate that reflects, when appropriate, the risks specific to the liability. When discounting is used, the increase in the provision due to the passage of time is recognized as a finance cost.

Provisions are reviewed at the end of each reporting period and adjusted to reflect the current best estimate. If it is no longer probable that an outflow of resources would be required to settle the obligation, the provision is reversed.

**Contingent assets / liabilities**

Contingent assets are not recognised. However, when realisation of income is virtually certain, then the related asset is no longer a contingent asset, and is recognised as an asset.

A disclosure for contingent liabilities is made where there is:-

a) a possible obligation that arises from past events and whose existence will be confirmed only by the occurrence or non-occurrence of one or more uncertain future events not wholly within the control of the entity; or

b) a present obligation that arises from past events but is not recognized because:

- it is not probable that an outflow of resources embodying economic benefit will be required to settle the obligation; or
- the amount of the obligation cannot be measured with sufficient reliability.

A contingent asset is a possible asset that arises from past events and whose existence will be confirmed only by the occurrence or non-occurrence of one or more uncertain future events not wholly within the control of the entity.

Commitments include the amount of purchase order (net of advances) issued to parties for completion of assets.

Provisions, contingent liabilities, contingent assets and commitments are reviewed at each reporting period.

Provisions for onerous contracts are recognized when the expected benefit to be derived by the Company from a contract are lower than the unavoidable costs of meeting the future obligations under the contract.

**q) Impairment of non-financial assets**

Cash generating units as defined in Ind AS 36 on impairment of assets are identified at the balance sheet date. At the date of Balance Sheet, if there are any internal or external indicators of impairment, or when annual impairment testing for an asset is required and the carrying amount of the cash generating unit exceeds its recoverable amount (i.e. the higher of the fair value less costs of disposal and value in use), an impairment loss is recognized. The carrying amount is reduced to the recoverable amount and the reduction is recognized as an impairment loss in the Statement of Profit and Loss. The impairment loss recognized in the prior accounting period is reversed to the extent of increase in the estimate of recoverable amount. Post impairment, depreciation is provided on the revised carrying value of the impaired asset over its remaining useful life.

In assessing value in use, the estimated future cash flows are discounted to their present value using an appropriate discount rate that reflects current market assessments of the time value of money and the risks specific to the asset. In determining fair value less costs of disposal, recent market transactions are taken into account. If no such transactions can be identified, an appropriate valuation model is used.

The Company bases its impairment calculation on most recent budgets and forecast calculations, which are prepared separately for the Company's CGUs to which the individual assets are allocated.

**r) Fair Value Measurement**

Fair value is the price that would be received to sell an asset or paid to transfer a liability in an orderly transaction between market participants at the measurement date. The fair value measurement is based on the presumption that the transaction to sell the asset or transfer the liability takes place either:

- In the principal market for the asset or liability
- In the absence of a principal market, in the most advantageous market for the asset or liability

The principal or the most advantageous market must be accessible by the Company.

The fair value of an asset or a liability is measured using the assumptions that market participants would use when pricing the asset or liability, assuming that market participants act in their economic best interest.

A fair value measurement of a non-financial asset takes into account a market participant's ability to generate economic benefits by using the asset in its highest and best use or by selling it to another market participant that would use the asset in its highest and best use.

The Company uses valuation techniques that are appropriate in the circumstances and for which sufficient data are available to measure fair value, maximizing the use of relevant observable inputs and minimizing the use of unobservable inputs.



All assets and liabilities for which fair value is measured or disclosed in the financial statements are categorized within the fair value hierarchy, described as follows, based on the lowest level input that is significant to the fair value measurement as a whole:

Level 1 - Quoted (unadjusted) market prices in active markets for identical assets or liabilities

Level 2 - Valuation techniques for which the lowest level input that is significant to the fair value measurement is directly or indirectly observable

Level 3 - Valuation techniques for which the lowest level input that is significant to the fair value measurement is unobservable.

For assets and liabilities that are recognized in the financial statements on a recurring basis, the Company determines whether transfers have occurred between levels in the hierarchy by re-assessing categorisation (based on the lowest level input that is significant to the fair value measurement as a whole) at the end of each reporting period.

For the purpose of fair value disclosures, the Company has determined classes of assets and liabilities on the basis of the nature, characteristics and risks of the asset or liability and the level of the fair value hierarchy as explained above.

This note summarises accounting policy for fair value. Other fair value related disclosures are given in the relevant notes.

**s) Events occurring after the balance sheet date**

Impact of events occurring after the balance sheet date that provide additional information materially affecting the determination of the amounts relating to conditions existing at the balance sheet date are adjusted to respective assets and liabilities.

**t) Retirement and other employee benefits**

(i) **Short-term obligations** Liabilities for wages and salaries, including non-monetary benefits that are expected to be settled wholly within 12 months after the end of the period in which the employees render the related service are recognised in respect of employees' services up to the end of the reporting period and are measured at the amounts expected to be paid when the liabilities are settled.

(ii) **Other long-term employee benefit obligations** The liabilities for earned leave that are not expected to be settled wholly within 12 months are measured as the present value of expected future payments to be made in respect of services provided by employees up to the end of the reporting period using the projected unit credit method. The benefits are discounted using the discount rates for Government Securities (G-Sec) at the end of the reporting period that have terms approximating to the terms of the related obligation. Remeasurement as a result of experience adjustments and changes in actuarial assumptions are recognised in the Statement of Profit and Loss.

**Defined contribution plan**

Eligible employees of the Company receive benefits from the Provident Fund, administered by the Government of India, which is a defined contribution plan. Both the employees and the Company make monthly contributions to the Provident Fund equal to a specified percentage of the eligible employees' salary. The Company has no further funding obligation under the Provident Fund, beyond the contributions elected or required to be made thereunder. Contributions to the Provident Fund by the Company are charged to expense in the period in which services are rendered by the covered employees.

**Defined benefit plan**

Employees are entitled to benefits under the Payment of Gratuity Act, 1972 ('the Gratuity Act') a defined benefit post-employment plan covering eligible employees of the Company. This plan provides for a lump-sum payment to eligible employees at retirement, death, and incapacitation or on termination of employment, of an amount based on the respective employee's salary and tenure of employment.

For defined benefit retirement plan, the cost of providing benefits is determined using the projected unit credit method, with actuarial valuations being carried out at the end of each annual reporting period. Remeasurement, comprising actuarial gains and losses, is reflected immediately in the balance sheet with a charge or credit recognised in other comprehensive income in the period in which they occur. Past service cost is recognised in the Statement of Profit and Loss in the period of a plan amendment. Net interest is calculated by applying the discount rate at the beginning of the period to the net defined benefit liability or asset.

Defined benefit costs are categorised as follows: service cost (including current service cost and past service cost, as well as gains and losses on curtailments and settlements); net interest expense or income; and remeasurement. The Company presents service cost and net interest expense or income in Statement of Profit and Loss in 'Employee benefits expense'.

**u) Recent Indian Accounting Standards (Ind AS)**

Recent accounting pronouncements Ministry of Corporate Affairs ("MCA") notifies new standards or amendments to the existing standards under Companies (Indian Accounting Standards) Rules as issued from time to time.

The Indian insurance industry is set for a significant transformation as the regulator plans to implement IND AS 117 from April 01, 2024, aligning with global standards like IFRS 17. Under IND AS 117, insurers must provide unbiased estimates of future cash flows and assess the impact of adjustments.



3. Property, plant and equipment

	Freehold land	Building & improvements	Plant & machinery	Office equipments	Total
<b>Gross block</b>					
As at April 1, 2022	1.92	62.78	3,667.12	-	3,731.82
Additions during the year	-	-	-	0.20	0.20
As at March 31, 2023	1.92	62.78	3,667.12	0.20	3,732.02
Additions during the year	-	-	-	-	-
Disposals/ Adjustments	-	-	(16.35)	-	(16.35)
As at March 31, 2024	1.92	62.78	3,650.77	0.20	3,715.67
<b>Accumulated depreciation</b>					
As at April 1, 2022	-	3.32	193.93	-	197.25
Depreciation for the year	-	2.40	139.36	0.02	141.78
As at March 31, 2023	-	5.72	333.29	0.02	339.03
Depreciation for the year	-	2.38	139.05	0.04	141.47
Disposals/ Adjustments	-	-	(1.80)	-	(1.80)
As at March 31, 2024	-	8.10	470.54	0.06	478.70
<b>Net Block</b>					
As at March 31, 2024	1.92	54.68	3,180.23	0.14	3,236.97
As at March 31, 2023	1.92	57.06	3,333.83	0.18	3,392.99

(i) Assets charged against borrowings - Property, plant and equipment (except Freehold land and Building & improvements) of the Company are subject to a first charge to secure the company's borrowings, refer note 12(a).

**Impairment of Property, plant and equipment :**

The Company periodically does qualitative and quantitative assessment whether events have occurred that would render the property, plant and equipment's carrying value not recoverable. As part of the Company's qualitative assessment, the Company concluded that no impairment indicators exists as on March 31, 2024 and March 31, 2023, however the Company performs the quantitative assessment and estimates the value in use by discounting the expected future operating cash flows to determine impairment effect. The Company has computed the value in use and concluded that there is no impairment during the year ended March 31, 2024 and March 31, 2023.

4. Carrying value of right of use assets

	Land	Leasehold property	Total
<b>Gross Carrying amount</b>			
As at April 1, 2022	215.31	333.16	548.47
Addition during the year	-	-	-
As at March 31, 2023	215.31	333.16	548.47
Addition during the year	-	-	-
As at March 31, 2024	215.31	333.16	548.47
<b>Accumulated Depreciation</b>			
As at April 1, 2022	17.22	26.66	43.88
Depreciation during the year	8.61	13.33	21.94
As at March 31, 2023	25.83	39.99	65.82
Depreciation during the year	8.61	13.33	21.94
As at March 31, 2024	34.44	53.32	87.76
<b>Net Balance as at March 31, 2024</b>			
	180.87	279.84	460.71
<b>Net Balance as at March 31, 2023</b>			
	189.48	293.17	482.65



5. Non-current financial assets

5(a) Other financial assets

Particulars	As at March 31, 2024	As at March 31, 2023
<b>Unsecured, considered good</b>		
Term deposits with remaining maturity of more than 12 months*	234.14	231.10
Security deposits (refer note 32)	119.88	112.80
<b>Total</b>	<b>354.02</b>	<b>343.90</b>

\*Term deposit of INR 243.14 (March 31, 2023: INR 231.10) are under lien for the purpose of Debt Service Reserve Account DSRA as per requirement of lenders.

Refer note 12(a) for assets pledged as securities

6. Non-current tax assets (net)

Particulars	As at March 31, 2024	As at March 31, 2023
Tax deduction/collected of source	2.64	2.24
<b>Total</b>	<b>2.64</b>	<b>2.24</b>

7. Inventories

Particulars	As at March 31, 2024	As at March 31, 2023
Stores and spares	5.83	2.49
<b>Total</b>	<b>5.83</b>	<b>2.49</b>

Refer note 12(a) for assets pledged as securities

8. Current financial assets

8(a) Investments

Particulars	As at March 31, 2024 (Numbers)	As at March 31, 2023 (Numbers)	As at March 31, 2024	As at March 31, 2023
<b>Carried at fair value through profit and loss</b>				
<b>Investments in mutual funds (quoted)</b>				
ABSL Liquid Fund - Growth Direct Plan	3,54,683	3,50,261	138.21	125.19
ABSL Arbitrage Fund - Growth Direct	16,85,308	36,01,527	43.87	62.68
<b>Total</b>			<b>182.08</b>	<b>187.87</b>
Aggregate book value of quoted investments			182.08	187.87
Aggregate market value of quoted investments			182.08	187.87

Refer note 12(a) for assets pledged as securities

8(b) Trade receivables

Particulars	As at March 31, 2024	As at March 31, 2023
<b>Carried at amortised cost</b>		
Unsecured, considered good	103.53	111.01
<b>Total</b>	<b>103.53</b>	<b>111.01</b>

Refer note 12(a) for assets pledged as securities

No trade or other receivable are due from directors or other officers of the company either severally or jointly with any other person. Nor any trade or other receivable are due from firms or private companies respectively in which any director is a partner, a director or a member.

Trade receivables are non-interest bearing and are generally on terms of 30 to 90 days from the date of invoice.

Trade receivables ageing schedule as at March 31, 2024

Particulars	Outstanding for following periods from due date of payment					Total
	Not due*	Less than 1 year	1-2 years	2-3 years	More than 3 years	
(i) Undisputed Trade receivables						
a) considered good	83.35	20.18	-	-	-	103.53
b) Significant increase in credit risk	-	-	-	-	-	-
c) Credit Impaired	-	-	-	-	-	-
(ii) Disputed Trade Receivables						
a) considered good	-	-	-	-	-	-
b) Significant increase in credit risk	-	-	-	-	-	-
c) Credit Impaired	-	-	-	-	-	-
<b>Total</b>	<b>83.35</b>	<b>20.18</b>	<b>-</b>	<b>-</b>	<b>-</b>	<b>103.53</b>



Trade receivables ageing schedule as at March 31, 2023

Particulars	Outstanding for following periods from due date of payment					Total
	Not due*	Less than 1 year	1-2 years	1-2 years	More than 3 years	
(i) Undisputed Trade receivables						
a) considered good	95.50	7.59	3.80	4.12	-	111.01
b) Significant increase in credit risk	-	-	-	-	-	-
c) Credit Impaired	-	-	-	-	-	-
(ii) Disputed Trade Receivables						
a) considered good	-	-	-	-	-	-
b) Significant increase in credit risk	-	-	-	-	-	-
c) Credit Impaired	-	-	-	-	-	-
<b>Total</b>	<b>95.50</b>	<b>7.59</b>	<b>3.80</b>	<b>4.12</b>	<b>-</b>	<b>111.01</b>

\*Unbilled revenue of INR 54.08 (March 31, 2023: INR 53.35) included in trade receivables

8(c) Cash and cash equivalents

Particulars	As at March 31, 2024	As at March 31, 2023
Balances with banks		
in current accounts	2.22	8.09
in deposits with original maturity of less than 3 months	27.33	44.14
<b>Total</b>	<b>29.55</b>	<b>52.23</b>

For the purpose of statement of cash flows, cash and cash equivalents comprise the following:

Particulars	As at March 31, 2024	As at March 31, 2023
Balances with banks		
in current accounts	2.22	8.09
in Deposits with original maturity of less than 3 months	27.33	44.14
<b>Total cash and cash equivalents</b>	<b>29.55</b>	<b>52.23</b>

8(d) Other bank balances

Particulars	As at March 31, 2024	As at March 31, 2023
Term deposits with original maturity of more than 3 months but less than 12 months*	16.39	-
<b>Total</b>	<b>16.39</b>	<b>-</b>

8(e) Other financial assets

Particulars	As at March 31, 2024	As at March 31, 2023
Unsecured, considered good		
Security deposit	0.28	0.27
Term deposits with original maturity of more than 12 months	15.13	-
Interest accrued on fixed deposits	0.82	0.14
<b>Total</b>	<b>16.23</b>	<b>0.41</b>

Refer note 12(a) for assets pledged as securities

9. Other current assets

Particulars	As at March 31, 2024	As at March 31, 2023
Unsecured, considered good		
Advances to suppliers	1.60	8.90
Advances to employees	0.08	0.08
Prepaid expenses	8.42	0.14
<b>Total</b>	<b>10.10</b>	<b>9.12</b>

Refer note 12(a) for assets pledged as securities

10. Equity share capital

Particulars	As at March 31, 2024	As at March 31, 2023	As at March 31, 2024	As at March 31, 2023
Authorised share capital	Number of shares	Number of shares		
Equity shares of INR 10 each	13,10,00,000	13,10,00,000	1,310.00	1,310.00



Issued, subscribed and fully paid-up capital	Number of shares	Number of shares		
Equity shares of INR 10 each	13,09,14,077	13,09,14,077	1,309.14	1,309.14
<b>Total</b>			<b>1,309.14</b>	<b>1,309.14</b>

(a) Reconciliation of shares outstanding at the beginning and at the end of the year (expressed in absolute numbers)

Particulars	As at March 31, 2024	As at March 31, 2023
<b>Equity Shares</b>		
At the commencement of the year	13,09,14,077	13,09,14,077
Movements during the year	-	-
<b>At the end of the year</b>	<b>13,09,14,077</b>	<b>13,09,14,077</b>

(b) Terms/rights attached to equity shares:

The Company has single class of equity shares having a par value of INR 10 per share. Each holder of equity shares is entitled to one vote per share. In the event of liquidation of the company, the holder of the equity shares will be entitled to receive remaining assets of the company, after distribution of preferential amounts. The distribution will be in proportion to the number of equity shares held by the shareholders.

(c) Shares held by holding company

Shares held by its holding company are as below

Particulars	As at March 31, 2024	As at March 31, 2023
Avaada Energy Private Limited *	9,68,75,962	9,68,75,962

\*One equity share held by Mrs. Sindoor Mittal jointly with Avaada Energy Private Limited

(d) Particulars of shareholding more than 5% equity shares

Particulars	As at March 31, 2024		As at March 31, 2023	
	Number of Shares	% holding in the class	Number of Shares	% holding in the class
<b>Equity shares of INR 10 each fully paid-up and held by:</b>				
Avaada Energy Private Limited*	9,68,75,962	74.00%	9,68,75,962	74.00%
Bharat Forge Limited	1,42,45,000	10.88%	1,42,45,000	10.88%
Sudarshan Chemical Industries Limited	66,92,000	5.11%	66,92,000	5.11%
Praxair India Private Limited	70,00,615	5.35%	70,00,615	5.35%
Kalyani Technoforge Limited	61,00,500	4.66%	61,00,500	4.66%

(e) Particulars of shareholding of promoters

Promoter name	As at March 31, 2024		As at March 31, 2023	
	Number of Shares	% holding in the class	Number of Shares	% holding in the class
<b>Equity shares of INR 10 each fully paid-up and held by:</b>				
Avaada Energy Private Limited*	9,68,75,962	74.00%	9,68,75,962	74.00%

\*One equity share held by Mrs. Sindoor Mittal jointly with Avaada Energy Private Limited

11. Other equity

Particulars	As at March 31, 2024	As at March 31, 2023
<b>Retained earnings</b>		
Opening balance	-	(41.15)
Net Profit for the year	139.46	89.11
Items of other comprehensive income recognised directly in retained earnings		
Remeasurements of post-employment benefit obligation, net of tax	(0.01)	-
Less - Transfer to debenture redemption reserve	(139.46)	(47.96)
<b>Closing balance (A)</b>	<b>(0.01)</b>	<b>-</b>
<b>Debenture Redemption Reserve</b>		
Opening balance	47.96	-
Movement during the year	139.46	47.96
<b>Closing balance (B)</b>	<b>187.42</b>	<b>47.96</b>
<b>Equity component on interest free loan from related party</b>		
Opening balance	71.75	83.48
Movement during the year	(52.55)	-
Less:- Deferred tax liability on equity component	9.02	(11.73)
<b>Closing balance (C)</b>	<b>28.22</b>	<b>71.75</b>
<b>Total (A+B+C)</b>	<b>215.63</b>	<b>119.71</b>



**12. Non-current financial liabilities****12(a) Long term borrowings**

Particulars	As at March 31, 2024	As at March 31, 2023
<b>Carried at amortised cost</b>		
<b>Secured</b>		
Non-convertible debentures	2,450.90	2,579.31
<b>Unsecured</b>		
Loan from related parties (refer note 32 & 12(a)(ii))	-	91.29
	<b>2,450.90</b>	<b>2,670.60</b>
Less: Current maturities of long term borrowings (refer note 16(a))	2,450.90	135.00
<b>Total</b>	<b>-</b>	<b>2,535.60</b>

**Summary of borrowings arrangement****(i) Non-Convertible Debenture INR 2450.90 (March 31, 2023: INR 2,579.31 )**

On March 2, 2022, the Company has issued 2,700 secured, redeemable, rated, listed non-convertible debentures "NCD" having a face value of INR 1,000,000 each at a fixed coupon rate of 6.75% per annum payable quarterly, at par aggregating to INR 2,700 million on private placement basis. These NCDs will be due for maturity on February 28, 2025.

These NCDs are secured by:

- First ranking pari passu charge on the said immovable property (Project land) of Avaada Energy Private Limited at District Satara, Maharashtra & on immovable properties including Project Land of the Company
- First ranking pari passu charge over all present and future moveable fixed assets, current assets and bank accounts of the Company, assignment/ security over rights under project documents, reserves maintained by the Company in connection with the Debentures
- Exclusive pledge over up to 74% of the total issued and paid-up share capital of the Company
- Unconditional and irrevocable corporate guarantee from Avaada Solarise Energy Private Limited, Fermi Solarfarms Private Limited, Clean Sustainable Energy Private Limited (on a joint and several basis) in favor of the Debenture Trustee, in accordance with the terms of the Deed of Guarantee.

**(ii) Loan from Avaada Energy Private Limited amounting to INR Nil (March 31, 2023: INR 91.29)**

The loan is interest-free and is repayable after approval and compliances of bank and financial institutions conditions for repayment, however for accounting calculation of amortisation, period of loan considered eight years. During the current year, the Company has repaid the entire outstanding amount of the loan.

**12(b) Lease liabilities**

Particulars	As at March 31, 2024	As at March 31, 2023
<b>Carried at amortised cost</b>		
Lease liabilities	252.81	243.18
<b>Total</b>	<b>252.81</b>	<b>243.18</b>

**13. Deferred tax liabilities (net)**

The major components of income tax expense for the year ended March 31, 2024 and March 31, 2023 are:

**(a) Profit or loss section**

	For the year ended March 31, 2024	For the year ended March 31, 2023
<b>Current tax:</b>		
Current tax on profits for the year	-	-
<b>Total current tax expense</b>	<b>-</b>	<b>-</b>
<b>Deferred tax charge (credit):</b>		
Relating to origination and reversal of temporary differences	26.06	23.63
<b>Total deferred tax</b>	<b>26.06</b>	<b>23.63</b>
<b>Income tax expense (income) reported in the statement of profit or loss</b>	<b>26.06</b>	<b>23.63</b>
<b>Other comprehensive income section</b>		
<b>Deferred tax :</b>		
Re-measurement gains on defined benefit plans*	0.00	(0.00)
<b>Income tax related to other comprehensive income</b>	<b>0.00</b>	<b>(0.00)</b>

\*Expressed in value - Deferred tax on re-measurement gains on defined benefit plans INR 1,722 (March 31, 2023: -343)



**(b) Reconciliation of tax expense and the accounting profit multiplied by India's domestic tax rate for March 31, 2024 and March 31, 2023.**

Accounting profit / (loss) before income tax	165.52	112.75
At India's statutory income tax rate of 17.16% (March 31, 2023: 17.16%)	28.40	19.35
<b>Tax effect of amounts which are not deductible (taxable) in calculating taxable income:</b>		
Effect of expenses that are not deductible in determining taxable profit	0.10	0.01
Others	(2.44)	4.27
Effect of difference in tax rate	-	-
<b>Total adjustments</b>	<b>(2.34)</b>	<b>4.28</b>
<b>Tax expense/(income) recognised in the Statement of Profit or Loss</b>	<b>26.06</b>	<b>23.63</b>

**(c) Deferred tax asset/ (liability)**

The balance comprises temporary differences attributable to:

Particulars	As at April 1, 2023	(Charge)/ credit to Statement of Profit and Loss	Charge/ (credit) to other comprehensive income	Charge/(credit) to equity component	As at March 31, 2024
Carried forward losses	355.59	12.66	-	-	368.25
Property, plant and equipment	(388.87)	(54.75)	-	-	(443.62)
Right-of-use asset	(82.82)	3.76	-	-	(79.06)
Lease Liabilities	43.80	2.06	-	-	45.86
Security deposits	54.02	(1.21)	-	-	52.81
Non-Convertible Debentures	(2.18)	1.13	-	-	(1.05)
Long term borrowing equity component	(10.22)	1.20	-	9.02	-
Project subsidy	0.02	(0.02)	-	-	-
Claim receivable	-	9.60	-	-	9.60
Provision for employee benefits*	-	0.04	-	-	0.04
Others	-	(0.53)	-	-	(0.53)
<b>Net deferred tax asset/(liability)</b>	<b>(30.66)</b>	<b>(26.06)</b>	<b>-</b>	<b>9.02</b>	<b>(47.70)</b>

\*Expressed in value - Other comprehensive income INR 1,722 (March 31, 2023: INR 343) (expressed in absolute)

Particulars	As at April 1, 2022	(Charge)/ credit to Statement of Profit and Loss	Charge/ (credit) to other comprehensive income	(Charge)/ credit to equity component	As at March 31, 2023
Carried forward losses	286.25	69.34	-	-	355.59
Property, plant and equipment and intangible assets	(288.58)	(100.29)	-	-	(388.87)
Right-of-use asset	(86.59)	3.77	-	-	(82.82)
Lease Liabilities	41.73	2.07	-	-	43.80
Security deposits	55.16	(1.14)	-	-	54.02
Non-Convertible Debentures	(3.29)	1.11	-	-	(2.18)
Long term borrowing on equity component	-	1.51	-	(11.73)	(10.22)
Provision for employee benefits	0.01	0.01	-	-	0.02
Provision for expenses	0.01	(0.01)	-	-	-
<b>Net deferred tax asset/(liability)</b>	<b>4.70</b>	<b>(23.63)</b>	<b>-</b>	<b>(11.73)</b>	<b>(30.66)</b>

The Company offsets tax assets and liabilities if and only if it has a legally enforceable right to set off current tax assets and current tax liabilities and the deferred tax assets and deferred tax liabilities relate to income taxes levied by the same tax authority.

**14. Long term provisions**

Particulars	As at March 31, 2024	As at March 31, 2023
<b>Provision for employee benefits</b>		
Gratuity (refer note 30)	0.11	0.05
Leave encashment (refer note 30)	0.10	0.05
<b>Total</b>	<b>0.21</b>	<b>0.10</b>

**15. Other non current liabilities**

Particulars	As at March 31, 2024	As at March 31, 2023
Deferred income	55.94	58.54
<b>Total</b>	<b>55.94</b>	<b>58.54</b>





16. Current financial liabilities

16(a) Short term borrowings

Particulars	As at March 31, 2024	As at March 31, 2023
<b>Carried at amortised cost</b>		
<b>Secured</b>		
Current maturities of long-term borrowings	2,450.90	135.00
<b>Unsecured</b>		
Loans repayable on demand to related parties (refer note 32)	11.61	83.12
<b>Total</b>	<b>2,462.51</b>	<b>218.12</b>

**Terms and conditions:**

**(a) Loan from related parties**

Interest free loan from Avaada Energy Private Limited amounting to INR 11.53 ( March 31, 2023 : INR 82.93)

Interest free loan from Avaada Clean Project Private Limited amounting to INR 0.08 ( March 31, 2023 : INR 0.19)

The borrowing is in the nature of revolving credit facility as and when requested by the Company. It is interest-free and does not have a fixed tenure. The loan is repayable on demand. As at March 31, 2024, considering the size of the loan amount, the management has concluded that the related interest expense is immaterial and has not recognised any deemed equity.

16(b) Lease liabilities

Particulars	As at March 31, 2024	As at March 31, 2023
<b>Carried at amortised cost</b>		
Lease liabilities	14.45	12.09
Lease payable to related party	48.64	33.35
<b>Total</b>	<b>63.09</b>	<b>45.44</b>

**Reconciliation of liabilities arising from financing activities pursuant to IND AS 7 - Cash Flows**

The table below details change in the Company's liabilities arising from financing activities, including both cash and non cash changes. Liabilities arising from financing activities are those for which cash flows where, or future cash flows will be, classified in the Company's statement of cash flows as cash flows from financing activities.

**Movement for the year ended March 31, 2024**

Particulars	As at April 01, 2023	Non-cash changes	Financing cash flows	As at March 31, 2024
Non Convertible debentures	2,579.31	6.59	(135.00)	2,450.90
Long term borrowings from related parties	91.29	59.58	(150.87)	-
Short term borrowings from related parties	83.12	8.09	(79.60)	11.61
Lease liabilities	288.62	27.28	-	315.90

**Movement for the year ended March 31, 2023**

Particulars	As at April 01, 2022	Non-cash changes	Financing cash flows	As at March 31, 2023
Non Convertible debentures	2,680.84	6.47	(108.00)	2,579.31
Long term borrowings from related parties	82.50	8.79	-	91.29
Short term borrowings from related parties	116.53	7.82	(41.23)	83.12
Lease liabilities	243.20	12.07	-	288.62

16(c) Trade payables

Particulars	As at March 31, 2024	As at March 31, 2023
<b>Carried at amortised cost</b>		
Total outstanding dues of micro and small enterprises (refer note 28)	0.45	0.62
Total outstanding dues to other parties other than micro and small enterprises	5.52	22.95
<b>Total</b>	<b>5.97</b>	<b>23.57</b>

**Trade payable ageing schedule as at March 31, 2024:**

Particulars	Outstanding for following periods from due date of payment					Total
	Not due	Less than 1 year	1-2 years	2-3 years	More than 3 years	
(i) MSME	0.44	0.01	-	-	-	0.45
(ii) Others	-	5.52	-	-	-	5.52
(iii) Disputed dues - MSME	-	-	-	-	-	-
(iv) Disputed dues - others	-	-	-	-	-	-



## Trade payable ageing schedule as at March 31, 2023:

Particulars	Outstanding for following periods from due date of payment					Total
	Not due	Less than 1 year	1-2 years	2-3 years	More than 3 years	
(i) MSME	0.27	0.35	-	-	-	0.62
(ii) Others	4.59	2.00	16.36	-	-	22.95
(iii) Disputed dues - MSME	-	-	-	-	-	-
(iv) Disputed dues - others	-	-	-	-	-	-

## 17. Other current liabilities

Particulars	As at March 31, 2024	As at March 31, 2023
Statutory dues	5.05	0.85
<b>Total</b>	<b>5.05</b>	<b>0.85</b>

## 18. Short term provisions

Particulars	As at March 31, 2024	As at March 31, 2023
<b>Provision for employee benefits</b>		
Gratuity (refer note 30)*	-	-
Leave encashment (refer note 30)**	-	-
<b>Total</b>	<b>-</b>	<b>-</b>

\*Expressed in value - Gratuity INR 1,487 (March 31, 2023: INR 674)

\*\*Expressed in value - Leave encashment INR 2,236 (March 31, 2023: INR 1,090)

## 19. Revenue from operations

Particulars	For the year ended March 31, 2024	For the year ended March 31, 2023
<b>Electricity revenue</b>		
Sale of electricity*	549.07	519.51
<b>Total</b>	<b>549.07</b>	<b>519.51</b>

\*Sale of electricity is net of deviation charges of INR 0.22 (March 31, 2023: INR 3.64)

## 20. Other income

Particulars	For the year ended March 31, 2024	For the year ended March 31, 2023
Profit on sale of investments	18.32	5.90
<b>Interest income on -</b>		
Term deposits	20.36	10.91
Security deposits	7.08	6.64
Deferred income	2.59	6.26
Provision no longer required written back	0.01	1.54
Miscellaneous income	1.89	0.15
<b>Total</b>	<b>50.25</b>	<b>31.40</b>

## 21. Employee benefit expense

Particulars	For the year ended March 31, 2024	For the year ended March 31, 2023
Salary, wages and bonus	2.83	2.27
Contribution to provident fund and other funds	0.12	0.11
Gratuity expense (refer note 30)	0.05	0.05
Leave encashment expense (refer note 30)	0.05	0.03
Staff welfare	0.14	0.22
<b>Total</b>	<b>3.19</b>	<b>2.66</b>



22. Finance costs

Particulars	For the year ended March 31, 2024	For the year ended March 31, 2023
<b>Interest costs on account of</b>		
Loans from related parties (refer note 32)	7.01	8.80
Non convertible debenture	178.13	186.00
Lease liability (refer note 12(b))	25.31	24.16
Delayed payment of statutory dues	-	0.05
<b>Other borrowing costs</b>		
Bank charges and bank guarantee charges	0.12	0.21
Other borrowing cost	1.27	2.75
<b>Total</b>	<b>211.84</b>	<b>221.97</b>

23. Depreciation and amortisation expenses

Particulars	For the year ended March 31, 2024	For the year ended March 31, 2023
Depreciation on property, plant and equipment	141.47	141.78
Depreciation on right of use assets	21.94	21.94
<b>Total</b>	<b>163.41</b>	<b>163.72</b>

24. Other expenses

Particulars	For the year ended March 31, 2024	For the year ended March 31, 2023
Auditor remuneration*	0.55	0.27
CSR expenses (refer note 26)	0.60	-
Electricity expenses	10.09	11.02
Fees and subscription expenses	0.27	0.26
Insurance expenses	8.84	8.62
Rent expense	0.50	0.49
Legal and professional expenses	1.21	3.70
Shared services	2.40	-
Plant maintenance expenses	21.68	13.97
Project compliance charges	0.42	3.15
Security expenses	7.14	7.00
Telephone and IT expenses	0.15	-
Miscellaneous expenses	1.51	1.34
<b>Total</b>	<b>55.36</b>	<b>49.82</b>

\*Auditor remuneration include

Particulars	For the year ended March 31, 2024	For the year ended March 31, 2023
Statutory audit fee	0.49	0.12
Other services	0.06	0.15
<b>Total</b>	<b>0.55</b>	<b>0.27</b>

25. Earnings per share (EPS)

Particulars	For the year ended March 31, 2024	For the year ended March 31, 2023
<b>Earnings per equity share:</b>		
Basic (INR)	1.07	0.68
Diluted (INR)	1.07	0.68



**Basic earnings per share:**

The earnings and weighted average number of equity shares used in the calculation of basic earnings per share are as follows

Profit for the year	139.46	89.11
Earnings used in the calculation of basic earnings per share from continuing operations	139.46	89.11
Weighted average number of equity shares for the purposes of basic earnings per share	13,09,14,077	13,09,14,077

**Diluted earnings per share:**

Profit for the year	139.46	89.11
Earnings used in the calculation of diluted earnings per share from continuing operations	139.46	89.11

The weighted average number of equity shares for the purposes of diluted earnings per share reconciles with the weighted average number of equity shares used in the calculation of basic earnings per share as follows:

Weighted average number of equity shares used in the calculation of basic earnings per share	13,09,14,077	13,09,14,077
Weighted average number of equity shares used in the calculation of diluted earnings per share	13,09,14,077	13,09,14,077

There is no potential equity shares that are anti-dilutive and therefore not considered for the weighted average number of equity shares for the purpose of diluted earnings per share.

**26. Disclosure relating to Corporate Social Responsibility (CSR) Expenditure**

As per provisions of Section 135 of the Companies Act, 2013, the Company has to spend at least 2% of the average profits of the preceding three financial years towards CSR. Accordingly, a CSR committee has been formed for carrying out the CSR activities as per Schedule VII of the Companies Act, 2013.

Particulars	For the year ended March 31, 2024	For the year ended March 31, 2023
(i) Amount required to be spent by the Company during the year	0.52	-
(ii) Amount of expenditure incurred		
a. Construction / acquisition of any asset	-	-
b. On purposes other than (a) above	0.60	-
(iii) Shortfall at the end of the year	-	-
(iv) Total of previous years shortfall	-	-
(v) Reason for shortfall	Not applicable	Not applicable
(vi) Nature of CSR activities	Education	Not applicable
(vii) Details of related party transactions, e.g., contribution to a trust controlled by the company in relation to CSR expenditure as per relevant Accounting Standard*	0.60	-
(viii) Where a provision is made with respect to a liability incurred by entering into a contractual obligation, the movements in the provision during the year	Not applicable	Not applicable

\*Represents contribution to Avaada foundation a controlled trust to support the education, empowerment, health, environment and rural electrification, emphasizing more on women education and empowerment.



## 27. Financial Ratios

Particulars	For the year ended March 31, 2024	For the year ended March 31, 2023	Variance %
1. Current Ratio (in times) (Current Assets/Current Liabilities) <b>Reasons for variance:-</b> Increase in investment made in mutual funds and current borrowings from related parties have been repaid during current year resulting the increase in current ratio.	0.14	1.26	-88.63%
2. Debt-Equity Ratio (in times) [Total Debt*/ Equity]	1.82	2.13	-14.42%
3. Debt Service Coverage Ratio (in times) [(Profit after Tax excluding exceptional items + Finance Cost+ Depreciation / (Interest payment + Principal repayment)]	1.68	1.65	1.68%
4. Return on Equity Ratio (in times) (Profit after tax /shareholder equity) <b>Reasons for variance:-</b> The increase is on account of increase in income.	0.09	0.06	51.42%
5. Inventory Turnover Ratio (Net Sales/Average inventory)**	NA	NA	NA
6. Trade Receivable Turnover Ratio (in times) (Sale of Products /Average Trade Receivable)	5.12	5.24	2.36%
7. Net capital turnover ratio (Net Sales / Working capital) <b>Reasons for variance:-</b> Increase in current liabilities due to reclassification of loan.	-0.25	6.91	-103.66%
8. Trade payables turnover ratio (in times) (Net credit purchases / Average Payable)***	Not applicable	Not applicable	Not applicable
9. Net Profit Margin (%) [Profit after tax/Revenue from Operations] <b>Reasons for variance:-</b> The increase is on account of increase in profit.	25.40%	17.15%	48.08%
10. Return on capital employed (Profit before tax+finance cost)/(Tangible net worth + Total debt* + Deferred tax liabilities)	8.67%	6.99%	24.13%
11. Return on investment (%) **** (Income generated from investments / Time weighted average investments)	Not applicable	Not applicable	Not applicable

\*Total debt includes non-current borrowing and current borrowing.

\*\*Not applicable, as company has only inventory of stores and spare parts. There is no inventory of finished goods.

\*\*\*Not Applicable, as the company payables outstanding are for other expenses, for which no credit period is defined.

\*\*\*\* Not Applicable, as the Company has made short term investments (bank deposits and mutual funds) for utilising the surplus fund.

## 28. Details of dues to micro and small enterprises as defined under the MSMED Act, 2006

Based on intimation received by the Company from its supplier regarding their status under the Micro, Small and Medium Enterprises Development Act, 2006 the relevant information is provided below.

	As at March 31, 2024	As at March 31, 2023
1. The principal amount and the interest due thereon (to be shown separately) remaining unpaid to any supplier at the end of each accounting year.	0.45	0.62
2. The amount of interest paid by the buyer in terms of section 16 of the Micro, Small and Medium Enterprises Development Act, 2006, along with the amount of the payment made to the supplier beyond the appointed day during each accounting year;	-	-
3. The amount of interest due and payable for the period of delay in making payment (which have been paid but beyond the appointed day during the year) but without adding the interest specified under the Micro, Small and Medium Enterprises Development Act, 2006;	-	-
4. The amount of interest accrued and remaining unpaid at the end of each accounting year; and	-	-
5. The amount of further interest remaining due and payable even in the succeeding years, until such date when the interest dues above are actually paid to the small enterprise, for the purpose of disallowance of a deductible expenditure under section 23 of the Micro, Small and Medium Enterprises Development Act, 2006.	-	-
	<b>0.45</b>	<b>0.62</b>



## 29. Disclosure of significant accounting judgements, estimates and assumptions

The preparation of the Company's financial statements requires management to make judgements, estimates and assumptions that affect the reported amounts of revenues, expenses, assets and liabilities, and the accompanying disclosures, and the disclosure of contingent liabilities. Uncertainty about these assumptions and estimates could result in outcomes that require a material adjustment to the carrying amount of assets or liabilities affected in future periods.

### Judgements, estimates and assumptions

The judgements and key assumptions concerning the future and other key sources of estimation uncertainty at the reporting date, that have a significant risk of causing a material adjustment to the carrying amounts of assets and liabilities within the next financial year, are described below. The Company based its judgements, assumptions and estimates on parameters available when the financial statements were prepared. Existing circumstances and assumptions about future developments, however, may change due to market changes or circumstances arising that are beyond the control of the Company. Such changes are reflected in the assumptions when they occur.

Significant judgements, estimates and assumptions are as specified below:-

### Provisions and contingent liabilities

The Company estimates the provisions that have present obligations as a result of past events and it is probable that outflow of resources will be required to settle the obligations. These provisions are reviewed at the end of each reporting period and are adjusted to reflect the current best estimates.

The Company uses significant judgements to disclose contingent liabilities. Contingent liabilities are disclosed when there is a possible obligation arising from past events, the existence of which will be confirmed only by the occurrence or non- occurrence of one or more uncertain future events not wholly within the control of the Company or a present obligation that arises from past events where it is either not probable that an outflow of resources will be required to settle the obligation or a reliable estimate of the amount cannot be made. Contingent assets are neither recognised nor disclosed in the financial statements.

### Taxes

Deferred tax assets are recognised for unabsorbed tax losses, unabsorbed depreciation and all deductible temporary differences, to the extent that it is probable that future taxable profit will be available against which they can be utilised. Management judgement is required to determine the amount of deferred tax assets that can be recognised, based upon the likely timing and the level of future taxable profits together with future tax planning strategies.

The Company has reviewed tax losses and unabsorbed depreciation, and determined that it is probable that sufficient future taxable profits will be available against which such tax losses and unabsorbed depreciation can be utilised. Thus, the Company has recognized a corresponding deferred tax asset on the same.

Any changes in these assumptions may have an impact on the measurement of the deferred taxes in future.

### Fair value of interest-free long term loans

The fair value of interest-free loans is determined using discounted cash flow method using a market interest rate of a comparable instrument having the same terms. The difference between the fair value and transaction value has been considered as deemed equity contribution from the parent company hence recognised and included in equity.

### Fair value of financial instruments

When the fair values of financial assets and financial liabilities recorded in the balance sheet cannot be measured based on quoted prices in active markets, their fair value is measured using valuation techniques including the present valuation technique. The inputs to these models are taken from observable markets where possible, but where this is not feasible, a degree of judgement is required in establishing fair values. Judgements include considerations of inputs such as liquidity risk, credit risk and volatility. Changes in assumptions about these factors could affect the reported fair value of financial instruments.

### Useful lives of property, plant and equipment

The Company reviews the useful life of property, plant and equipment at the end of each reporting period. This reassessment may result in change in depreciation expense in future periods.



**30. Gratuity and other post employment benefit plans****(a) Defined benefit plan - gratuity**

The Company has a defined benefit for gratuity. Every employee who has completed five years or more of service gets a gratuity on departure at 15 days salary (last drawn salary) for each completed year of service. The Company provides for the liability in its books of accounts based on the actuarial valuation. The following tables summarize the components of net benefit expense recognized in the statement of profit and loss and the funded status and amounts recognized in the balance sheet for the respective plans.

The principal assumptions used in determining gratuity benefit obligations for the Company's plan are shown below:

	March 31, 2024	March 31, 2023
Discount rate	7.24%	7.53%
Salary increment rate	7.00%	7.00%
Retirement age	60 years	60 years
Retirement age VP and above	60 years	60 years
Mortality table	Indian Assured lives Mortality (2012-14)	Indian Assured lives Mortality (2012-14)

**Withdrawal rates: age related and past experience**

Age	% Withdrawal	
	March 31, 2024	March 31, 2023
Upto 30 year	3%	3%
Between 31 and 44 years	2%	2%
Above 44 years	1%	1%

The principal assumptions are the discount rate and salary growth rate. The discount rate is generally based upon the market yield available on the Government bonds at the accounting date with a term that matches that of the liabilities and the salary growth rate takes account of inflation, seniority, promotion and other relevant factors on long term basis.

**Changes in the present value of the defined benefit obligation are as follows:**

	March 31, 2024	March 31, 2023
Opening defined benefit obligation	0.05	0.04
Current service cost	-	-
Past service cost	0.04	0.03
Interest cost	0.00	0.00
Benefits paid	-	(0.02)
Contribution paid to the Fund	-	-
Actuarial (gain) / loss	-	-
Total Actuarial (Gain)/Loss on Obligation	0.01	(0.00)
<b>Closing defined benefit obligation</b>	<b>0.11</b>	<b>0.05</b>

**Balance sheet**

	March 31, 2024	March 31, 2023
Present value of defined benefit obligation	(0.11)	(0.05)
Fair value of plan assets	-	-
<b>Plan asset / (liability)</b>	<b>(0.11)</b>	<b>(0.05)</b>

**Expenses recognised in statement of profit and loss**

	March 31, 2024	March 31, 2023
Interest cost	0.00	0.00
Current service cost	-	-
Past service cost	0.04	0.03
<b>Net benefit expense</b>	<b>0.05</b>	<b>0.03</b>

**Actuarial (gain) / loss**

	March 31, 2024	March 31, 2023
Actuarial (gain) / loss	-	-
Due to change in demographic assumptions	-	-
Due to change in financial assumptions	(0.01)	(0.01)
Due to change in experience adjustments*	(0.00)	(0.00)
<b>Total</b>	<b>(0.01)</b>	<b>(0.00)</b>

\*Expressed in value INR 3,997 (March 2023: INR 580)

A quantitative sensitivity analysis for significant assumption is as shown below:

Sensitivity Level	As at March 31, 2024			
	Discount rate		Salary growth rate	
Increase/ (decrease) in defined benefit obligation*	0.50% increase (0.01)	0.50% decrease 0.01	0.50% increase 0.01	0.50% decrease (0.01)

Sensitivity Level	As at March 31, 2023			
	Discount rate		Salary growth rate	
Increase/ (decrease) in defined benefit obligation*	0.50% increase (0.01)	0.50% decrease 0.01	0.50% increase 0.01	0.50% decrease (0.01)



Sensitivities due to mortality & withdrawals are not material hence impact of change due to these is not calculated. Sensitivities as to rate of increase of pensions in

The following payments are expected contributions to the defined benefit plan in future years:

	March 31, 2024	March 31, 2023
Within one year*	-	0.00
1-5 years	0.01	0.01
More than 5 years	0.02	0.01

The average duration of the defined benefit plan obligation at the end of the reporting year is 3.26 year (March 31, 2023: 2.65)

\*Expressed in value-Within one year INR Nil (March 31, 2022 INR 2,289)

#### Description of risk exposures:

Valuations are based on certain assumptions, which are dynamic in nature and vary over time. As such company is exposed to various risks as follows:

- Salary Increases- Actual salary increases will increase the Plan's liability. Increase in salary increase rate assumption in future valuations will also increase the
- Discount Rate : Reduction in discount rate in subsequent valuations can increase the plan's liability.
- Mortality & disability – Actual deaths & disability cases proving lower or higher than assumed in the valuation can impact the liabilities.
- Withdrawals – Actual withdrawals proving higher or lower than assumed withdrawals and change of withdrawal rates at subsequent valuations can impact plan's

(b) Compensated absence : The amount of the provision INR 0.11 Millions (March 31, 2023 INR 0.05 Millions)

The principal assumptions used in determining compensated absences obligations for the Company's plan are shown below:

	March 31, 2024	March 31, 2023
Discount rate	7.24%	7.53%
Salary increment rate	7.00%	7.00%
Leave availment rate	0.50%	0.50%
Retirement age	60 years	60 years
Mortality table	Indian Assured lives Mortality (2012-14)	Indian Assured lives Mortality (2012-14)

#### Withdrawal rates: age related and past experience

Age	% Withdrawal March 31, 2024	% Withdrawal March 31, 2023
Upto 30 year	3%	3%
Between 31 and 44 years	2%	2%
Above 44 years	1%	1%

A quantitative sensitivity analysis for significant assumption is as shown below:

Sensitivity Level	As at March 31, 2024			
	Discount rate		Salary growth rate	
Increase/ (decrease) in defined benefit obligation	0.50% increase	0.50% decrease	0.50% increase	0.50% decrease
*Expressed in value	(0.01)	0.01	0.01	(0.01)
	(9,251)	10,424	10,396	(9,313)
Sensitivity Level	As at March 31, 2023			
	Discount rate		Salary growth rate	
Increase/ (decrease) in defined benefit obligation	0.50% increase	0.50% decrease	0.50% increase	0.50% decrease
*Expressed in value	(0.00)	0.01	0.01	(0.00)
	(4,554)			(4,595)

#### (c) Defined contribution plan

During the year, the Company has recognised the following amounts in the Statement of Profit and Loss

	March 31, 2024	March 31, 2023
Employers' Contribution to Employee's Provident Fund	0.06	0.06
	<b>0.06</b>	<b>0.06</b>





### 31. Operating Segments

Operating segments are reported in a manner consistent with the internal reporting provided to the chief operating decision maker. The Company is involved in only one business, which is the generation and transmission of solar power. Hence, the Company has only one operating segment. Further, the Company is having a single geographical segment since its operations are wholly based in India. Therefore no disclosure has been made in the financial statements.

### 32. Related party transactions

#### (i) Names of related parties and related party relationship

##### (a) Related parties where control exists

Ultimate holding company	Avaada Ventures Private Limited
Holding company	Avaada Energy Private Limited
Fellow Subsidiary	Avaada Clean Project Private Limited Fermi Solarfarms Private Limited Clean Sustainable Energy Private Limited Avaada Solarise Private Limited Avaada Foundation
Key managerial personnel	Sandeep Mahesh (Director) Gulab Singh (Director) Mansi Parekh (Company Secretary)

#### (ii) Transaction with related parties during the year

Particulars	Ultimate holding company		Holding & other Companies	
	For the year ended March 31, 2024	For the year ended March 31, 2023	For the year ended March 31, 2024	For the year ended March 31, 2023
<b>Long term borrowings repaid</b>	-	-	150.87	-
Avaada Energy Private Limited	-	-	150.87	-
<b>Short term borrowings received</b>	-	-	5.46	37.02
Avaada Energy Private Limited	-	-	5.46	32.09
Avaada Clean Project Private Limited	-	-	-	4.93
<b>Short term borrowings return</b>	-	-	85.06	78.26
Avaada Energy Private Limited	-	-	79.55	65.32
Avaada Clean Project Private Limited	-	-	5.51	12.94
<b>Parent mediclaim obligation - employee transfer to</b>	-	-	0.04	0.03
Avaada Energy Private Limited	-	-	0.04	0.03
<b>Reimbursement of expenses by</b>	-	-	8.05	7.99
Avaada Energy Private Limited	-	-	2.65	2.18
Avaada Clean Project Private Limited	-	-	5.40	5.81
<b>Lease rent expenses as per lease agreement with</b>	-	-	15.29	13.87
Avaada Energy Private Limited	-	-	15.29	13.87
<b>Contribution of fund in relation to CSR expenditure</b>	-	-	0.60	-
Avaada Foundation	-	-	0.60	-



## (iii) Balances outstanding at the end of the year

Particulars	Ultimate holding company		Holding & other Companies	
	As at March 31, 2024	As at March 31, 2023	As at March 31, 2024	As at March 31, 2023
<b>Long term borrowings</b>	-	-	-	150.87
Avaada Energy Private Limited*	-	-	-	150.87
<b>Short term borrowings</b>	-	-	11.61	83.12
Avaada Energy Private Limited	-	-	11.53	82.93
Avaada Clean Project Private Limited	-	-	0.08	0.19
<b>Security deposit given to</b>	-	-	427.60	427.60
Avaada Energy Private Limited	-	-	427.60	427.60
<b>Lease amount payable</b>	-	-	48.64	33.35
Avaada Energy Private Limited	-	-	48.64	33.35
<b>Bank guarantee issued on behalf of the company by</b>	70.00	70.00	-	-
Avaada Ventures Private Limited	70.00	70.00	-	-

All the amounts payable to related parties above are unsecured and will be settled in cash.

- (iv) The Company along with three other fellow subsidiaries has issued non-convertible debentures during the financial year 2021-22 aggregating to INR 14,400 million, for which the Company along with other three fellow subsidiaries have provided guarantee on jointly and severally basis to the debenture trustees. The guarantee is limited to the NCDs outstanding balance as at year end. Accordingly, as at March 31, 2024, the outstanding guarantee amount is INR 10,629.80 million (March 31, 2023: INR 11,232.00 million) given by the Company on behalf of Fermi Solarfarms Private Limited, Avaada Solarise Energy Private Limited and Clean Sustainable Energy Private Limited in favour of debenture holders of the Company.



### 33 Fair values

The carrying amounts and fair value of the Company's financial instruments, other than those with carrying amounts that are reasonable approximations of fair values:

Note	Carrying value	Fair value	Carrying value	Fair value	
	As at March 31, 2024	As at March 31, 2024	As at March 31, 2023	As at March 31, 2023	
<b>Financial assets</b>					
<b>Measured at fair value through profit and loss</b>					
Investments	8(a)	182.08	182.08	187.87	187.87
<b>Financial assets</b>					
<b>Measured at amortised cost</b>					
Security deposits	5(a)	119.88	119.88	112.80	112.80
Term Deposit	5(a)	234.14	234.14	231.10	231.10
Trade receivables	8(b)	103.53	103.53	111.01	111.01
Cash and cash equivalents	8(c)	29.55	29.55	52.23	52.23
Other bank balances	8(d)	16.39	16.39	-	-
Other financial assets	8(e)	16.23	16.23	0.41	0.41
<b>Financial liabilities</b>					
<b>Measured at amortised cost</b>					
Non Convertible Debenture	12(a)	2,450.90	2,450.90	2,579.31	2,579.31
Long term loan from related parties	12(a)	-	-	91.29	91.29
Short term loan from related parties	16(a)	11.61	11.61	83.12	83.12
Lease liability	12(b)&16(b)	315.90	315.90	288.62	288.62
Trade payables	16(c)	5.97	5.97	23.57	23.57

### 34. Fair value hierarchy

The fair value hierarchy is based on inputs to valuation techniques that are used to measure fair value that are either observable or unobservable and consists of the following three levels:

- Level 1 — Quoted (unadjusted) market prices in active markets for identical assets or liabilities
- Level 2 — Valuation techniques for which the lowest level input that is significant to the fair value measurement is directly or indirectly observable
- Level 3 — Valuation techniques for which the lowest level input that is significant to the fair value measurement is unobservable

Quantitative disclosures fair value measurement hierarchy for assets as at March 31, 2024

Total	Fair value measurement using			
	Quoted prices in active markets	Significant observable inputs	Significant unobservable inputs	
	(Level 1)	(Level 2)	(Level 3)	
<b>Financial assets</b>				
- Investment in mutual fund	182.08	182.08	-	-

Quantitative disclosures fair value measurement hierarchy for assets as at March 31, 2023

Total	Fair value measurement using			
	Quoted prices in active markets	Significant observable inputs	Significant unobservable inputs	
	(Level 1)	(Level 2)	(Level 3)	
<b>Financial assets</b>				
- Investment in mutual fund	187.87	187.87	-	-



**35. Financial risk management objectives and policies**

In its ordinary operations, the Company's activities expose it to the various types of risks, which are associated with the financial instruments and markets in which it operates. The Company has a risk management policy which covers the foreign exchanges risks and other risks associated with the financial assets and liabilities such as interest rate risks and credit risks. The risk management policy is approved by the board of directors. The following is the summary of the main risks:

**(a) Market risk**

Market risk is the risk that changes in market prices, such as foreign exchange rates (currency risk) and interest rates (interest rate risk) will affect the Company's income or value of its holding of financial instruments. The objective of market risk management is to manage and control market risk exposures within acceptable parameters, while optimising the return.

**(i) Interest rate risk**

Interest rate risk is the risk that the fair value or future cash flows of a financial instrument will fluctuate because of changes in market interest rates. The capital expenditure of the company is financed by loans, the shareholders' fund and internal proceeds. The interest bearing loans of the Company comprises of both fixed and floating rate.

**(ii) Interest rate sensitivity**

The following table demonstrates the sensitivity to a reasonably possible change in interest rates on loans and borrowings. With all other variables held constant, the Company's profit before tax is affected on account of impact on floating rate borrowings, as follows:

**March 31, 2024**

## Variable Interest Borrowing

Impact on profit before tax on account of increase in interest cost

Impact on profit before tax on account of decrease in interest cost

Amount of loan	Increase/ (decrease) in %	Effect on profit(loss) before tax
-		
	1.00%	-
	-1.00%	-

**March 31, 2023**

## Variable Interest Borrowing

Impact on profit before tax on account of increase in interest cost

Impact on profit before tax on account of decrease in interest cost

Amount of loan	Increase/ (decrease) in %	Effect on profit(loss) before tax
-		
	1.00%	-
	-1.00%	-

**(ii) Foreign currency risk**

The company is exposed to foreign exchange risk as the Company has taken foreign currency loans/buyers credit. The Company holds derivative financial instruments such as foreign exchange forward and option contracts to mitigate the risk of changes in exchange rates on foreign currency exposures. The exchange rate between the rupee and foreign currencies has changed substantially in recent years and may fluctuate substantially in the future.

**(b) Credit risk**

Credit risk is the risk that counterparty will not meet its obligations under a financial instrument or customer contract, leading to a financial loss. The Company is exposed to credit risk from its operating activities (primarily trade receivables) and from its financing activities, including deposits with banks and financial institutions, foreign exchange transactions and other financial instruments. Credit risk is managed by company's established policy, procedures and control relating to customer credit risk management.

Financial assets that potentially exposed the Company to credit risk are listed below:

Particulars	As at March 31, 2024	As at March 31, 2023
Trade receivables	103.53	111.01
Security deposit	354.30	344.17
Other financial assets	0.82	0.14
<b>Total</b>	<b>458.65</b>	<b>455.32</b>

**(i) Trade Receivables**

Customer Credit risk is managed on the basis of Company's established policy, procedures and control relating to customer credit risk management. Outstanding customer receivables are regularly monitored. The company evaluates the concentration of risk with respect to trade receivables as high. Company primarily generates revenue from sale of power to its customers which are high rated entities. The company does not foresee any credit risk attached to receivables from such entities. The company does not hold collateral as security.



**(ii) Financial instruments and cash deposits**

Credit risk from balances with banks are managed by the Company's management in accordance with the approved policy. Investments of surplus funds are made only with approved counterparties. Counterparty credit limits are reviewed by the management on an annual basis. The limits are set to minimise the concentration of risks and therefore mitigate financial loss through counterparty's potential failure to make payments.

**(c) Liquidity risk**

Liquidity risks are managed by the Company's management in accordance with Company's policy. The Company's objective is to maintain a balance between continuity of funding and flexibility through the use of bank loans and equity shares. The company attempts to ensure that there is a balance between the timing of outflow and inflow of funds. The Company assessed the concentration of risk with respect to refinancing its debt and concluded it to be low since company has access to a sufficient variety of sources of funding. The Company is not subject to any restrictions on the use of its capital that could significantly impact its operations. In light of these facilities, the Company is not exposed to any significant liquidity risk.

**Liquidity and Interest risk tables**

The following tables summarises the Company's remaining contractual maturity for its non-derivative financial liabilities with agreed repayment periods. The tables have been drawn up based on the undiscounted cash flows of financial liabilities based on the earliest date on which the Company is required to pay. The tables include both interest and principal cash flows to the extent that interest flows are floating rate, the undiscounted amount is derived from interest rate at the end of the reporting period. The contractual maturity is based on the earliest date on which the Company is required to pay.

The table below provides details regarding the contractual maturities of financial liabilities as at March 31, 2024

Particulars	Effective interest rate (% p.a.)	Within 1 year	Between 1 and 5 years	More than 5 years	Total	Carrying amount
<b>Fixed interest rate</b>						
Non Convertible Debentures	7.04%	306.54	2,620.17	-	2,926.72	2,450.90
Lease liability	10.18%	13.98	69.15	796.20	879.33	267.26
<b>Non-Interest bearing</b>						
Borrowings		11.61	-	-	11.61	11.61
Trade payables		5.97	-	-	5.97	5.97
Lease rent payable		48.64	-	-	48.64	48.64
		<b>386.74</b>	<b>2,689.33</b>	<b>796.20</b>	<b>3,872.27</b>	<b>2,784.38</b>

\*Includes principal and interest cash flows.

The table below provides details regarding the contractual maturities of financial liabilities as at March 31, 2023:

Particulars	Effective interest rate (% p.a.)	Within 1 year	Between 1 and 5 years	More than 5 years	Total	Carrying amount
<b>Fixed interest rate</b>						
Non Convertible Debentures	7.04%	306.54	2,905.94	-	3,212.48	2,579.31
Lease liability	10.18%	47.33	69.15	796.20	912.68	255.27
<b>Non-Interest bearing</b>						
Long-term loan from related parties		-	-	150.87	150.87	91.29
Borrowings		83.12	-	-	83.12	83.12
Trade payables		23.57	-	-	23.57	23.57
Lease rent payable		33.35	-	-	33.35	33.35
		<b>493.91</b>	<b>2,975.09</b>	<b>947.07</b>	<b>4,416.07</b>	<b>3,065.91</b>

\*Includes principal and interest cash flows.

The following table summarises the Company's expected maturity for its non-derivative financial assets. The table has been drawn up based on the undiscounted contractual maturities of the financial assets including interest that will be earned on those assets.



**36. Capital management**

The Company manages its capital to ensure that it will be able to continue as going concern while maximising the return to stakeholders through the optimisation of the debt and equity balance. The Capital structure of the Company consist of net debt (borrowings as detailed in notes below offset by cash and cash equivalents) and total equity of the company.

In order to achieve this overall objective of capital management, amongst other things, the Company aims to ensure that it meets financial covenants attached to the borrowings facilities defining capital structure requirements, where breach in meeting the financial covenants may permit the lender to call the borrowings. There have been no breach in the financial covenants of any borrowing facilities during the year. There is no change in in the objectives, policies or processes for managing capital over previous year.

	As at March 31, 2024	As at March 31, 2023
Long term borrowings (including current maturities of long term borrowing)	2,450.90	2,670.60
Less: Cash and cash equivalents	29.55	52.23
<b>Net debt (A)</b>	<b>2,480.45</b>	<b>2,722.83</b>
Total equity	1,524.77	1,428.85
<b>Capital and net debt (B)</b>	<b>4,005.22</b>	<b>4,151.68</b>
<b>Gearing ratio [(A)/(B)]</b>	<b>61.93%</b>	<b>65.58%</b>

**37. Commitments and contingencies**

**a) Leases**

The Company does not have any commitment with respect to leases.

**b) Capital and other commitments**

The Company does not have any long term commitment or non-cancellable contractual commitments.

**c) Contingent liabilities**

The Company does not have any pending litigations which would impact its financial position.

**d) The Company has given corporate guarantee amount INR 10,629.80 (amount of NCD outstanding) in favour of Catalyst Trustee Limited (Debenture trustee) of Avada Solarise Energy Private Limited, Clean Sustainable Energy Private Limited and Fermi Solarfarms Private Limited.**

**38. Events after the reporting period**

There are no significant reportable events occurring after the reporting period.

**39. Approval of financial statements**

The financial statements were approved for issue by the Board of Directors on May 22, 2024.

40. There has been no amounts which were required to be transferred to the Investor Education and Protection Fund by the Company.

41. The Company did not have any long term contracts including derivative contracts for which there were any material foreseeable losses.

See accompanying notes forming part of the financial statements 1-41

**For Goyal Malhotra & Associates**  
 Chartered Accountants  
 FRN 008015C

**Manoj Goyal**  
 Partner  
 Membership No. 098958  
 Date: May 22, 2024  
 Place: Noida

**Mansi Parekh**  
 Company Secretary  
 Date: May 22, 2024  
 Place: Mumbai

**For and on behalf of Board of Directors**

**Gulab Singh**  
 Director  
 DIN: 08561956  
 Date: May 22, 2024  
 Place: Noida

**Sandeep Mahesh**  
 Director  
 DIN: 08193555  
 Date: May 22, 2024  
 Place: Noida

